

#### Cranes

Crane Model	SB363
Max Lift Capacity	36 Tonne
Max Outreach	4050 mm from centre-line of Sidelifter
Side of Lift	Left Hand Lift
Stabilisers	Tilt & Extend (Foot size: 700x200)
Lifting Chains	16 mm Grade 120 RUD ICE
Chain Shorteners	Optional (Not supplied)
Container Detection	Proximity sensor and lights
Work Lamps	One fitted to each stabiliser leg
Hydraulics	Danfoss PVG32 proportional valves
Crane Paint	Traffic White (RAL 9016)

#### Interface

Container Position	1x20', 2x20', 1x40'
Control System	SMARTlift 2.0
Remote Control	Radio remote joystick control
Control Cabinet	Steel, lockable
Toolbox	Steel, lockable 915 mm (Grey)
Container Joiners	To lift 2x20' ISO containers simultaneously

#### Hydraulic Supply

Source	Kubota V2403 Diesel
Power	36 kW (48HP) at 2700rpm
Voltage	12V
Emissions	Tier4/Stage IIIA emissions
Pump	Piston Pump
Engine Mounting	Mounted between chassis rails
Tank Mounting	Mounted between chassis rails

#### Chassis

Chassis Model	Rigid Chassis (40')
Rubplate Height (RPH)	1180 mm
Overall Height (OAH)	3970 mm (ISO 8'6" container)
Kingpin	Single 2" Bolted (JOST)
Landing Legs	Dual speed
Landing Leg Handle	Left hand side
Suspension	SAF Air Suspension
Axles	SAF 22.5" Disc Brake 10/335
Axle 1	Rigid
Axle 2	Rigid
Axle 3	Steer (self-tracking)
Wheels	Steel 11.75x22.5
Tyres	385/65R 22.5"
Brake System	Wabco EBS
Brake Coupling	Glad Hand (Red/Yellow)
Wiring	ADR Trailer Wiring (Part 9.2.2.2)
Lighting	Multi-Volt LED
Electrical Coupling	15-pin plug (ISO 12098) & EBS plug
Mudguards	Plastic, Black
Mud Flaps	2x Clear-pass
Spray Suppression	EU compliant
Spare Wheel Carrier	Optional (Not supplied)
Paint	Traffic Blue (RAL 5017)
Rear Underrun	EU compliant
Lateral Protection	EU compliant

Sales Drawing	SB363RS2040-G006A
Tare Weight	10500 kg ± 3% (Subject to final specification)



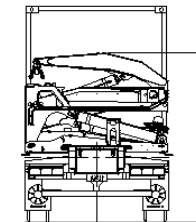
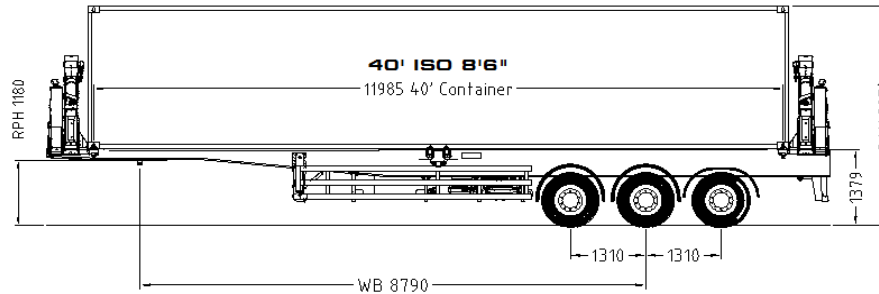
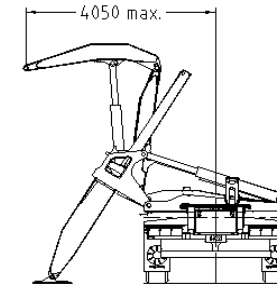
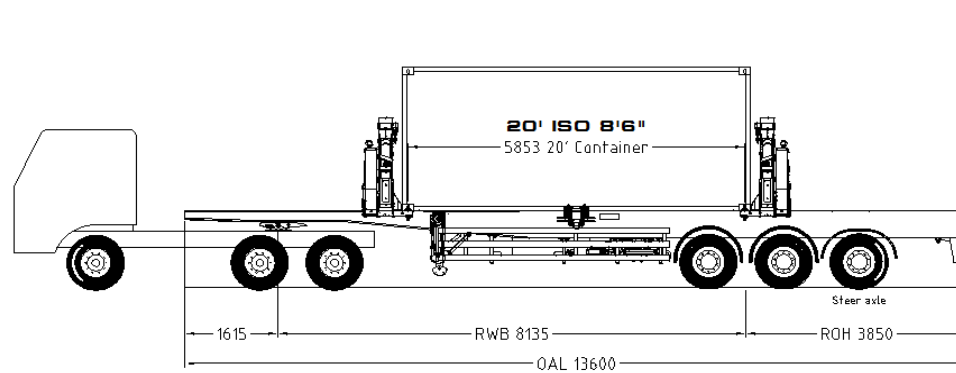


# STEELBRO

CONTAINER HANDLING SOLUTIONS

General Layout

## STEELBRO SB363RS 36 Tonne Sidelifter



Opt	RPH (mm)	Suspension	Axes	Wheels	Tyres	TLH	OAH ISO 8'6"
A	1180	Air Suspension	22.5" 10/335	11.75x22.5	385/65R22.5	1379	3970

Key:  
 OAH = Over All Height  
 OAL = Overall length  
 RPH = Rubplate Height  
 TLH = Twistlock Height  
 WB = Wheelbase  
 RWB = Reference Wheelbase

NOTE:  
 Power Pack shown for reference only.

Sales Drawing: All dimensions are subject to confirmation at manufacture

Title	SB363 36 Tonne Sidelifter	Part	SB363RS2040-G006	Rev	A
Notes	EU Spec	Filename			
<b>STEELBRO</b> 118 Wrights Rd, Christchurch New Zealand © Copyright Steelbro 2015	Drawn	ward	30/07/2020		
	Mass			kg	A4

