

2025 FULL RANGE
LOADER CRANES CATALOGUE

Ed. 11 - September 2025

INDEX

HIAB RANGE 3

HIAB TYPES OF CRANE ARCHITECTURES 4
HIAB LEGEND 6

HIAB HIPRO 10
HIAB X-112 HIPRO 12
HIAB X-122 HIPRO 14
HIAB eX.142 HIPRO 16
HIAB eX.162 HIPRO 18
HIAB eX.192 HIPRO 20
HIAB eX.232 HIPRO 22
HIAB eX.262 HIPRO 24
HIAB eX.302 HIPRO 26
HIAB X-352 HIPRO 28
HIAB X-358 HIPRO 30
HIAB X-362 HIPRO 32
HIAB X-408 HIPRO 34
HIAB X-418 HIPRO 36
HIAB X-548 HIPRO 38
HIAB X-558 HIPRO 40
HIAB X-638 HIPRO 42
HIAB X-658 HIPRO 44
HIAB iQ.708 HIPRO 46
HIAB X-858 HIPRO 48
HIAB iQ.958 HIPRO 50
HIAB X-1058 HIPRO 52
HIAB iQ.1188 HIPRO 54
HIAB K-285 HIPRO 56
HIAB K-425 HIPRO 57
HIAB K-515 HIPRO 58
HIAB eX.195L HIPRO 59
HIAB eX.235L HIPRO 60
HIAB S-130 HIPRO 61
HIAB S-230W HIPRO 62

HIAB HIDUO 64
HIAB X-046 HIDUO 66
HIAB X-062 HIDUO 68
HIAB X-072 HIDUO 70
HIAB X-082 HIDUO 72
HIAB X-092 HIDUO 74
HIAB X-108 HIDUO 76
HIAB X-118 HIDUO 78
HIAB iX.138 HIDUO 80
HIAB iX.158 HIDUO 84
HIAB iX.188 HIDUO 88
HIAB iX.228 HIDUO 90
HIAB iX.258 HIDUO 92
HIAB iX.298 HIDUO 94
HIAB T-013 HIDUO 96
HIAB T-018 HIDUO 97
HIAB T-023 HIDUO 98
HIAB T-029 HIDUO 99
HIAB T-038 HIDUO 100
HIAB iX.225L HIDUO 101

HIAB DUO 102
HIAB X-044 DUO 104
HIAB X-058 DUO 106
HIAB X-068 DUO 108
HIAB X-078 DUO 110
HIAB X-088 DUO 112
HIAB X-102 DUO 114
HIAB X-112 DUO 116
HIAB iX.128 DUO 118
HIAB iX.148 DUO 119
HIAB T-018 DUO 120
HIAB T-023 DUO 121
HIAB T-029 DUO 122
HIAB T-038 DUO 123

HIAB CLX 124
HIAB X-038 CLX 126
HIAB X-044 CLX 128
HIAB X-058 CLX 130
HIAB X-068 CLX 132
HIAB X-078 CLX 134
HIAB X-088 CLX 136
HIAB X-102 CLX 138
HIAB X-112 CLX 140
HIAB 128 CLX 142
HIAB 148 CLX 144
HIAB 178 CLX 146
HIAB 218 CLX 148
HIAB 248 CLX 150
HIAB 288 CLX 151
HIAB X-328 CLX 152
HIAB X-388 CLX 153
HIAB X-398 CLX 154
HIAB T-009 CLX 156
HIAB T-013 CLX 157
HIAB T-018 CLX 158
HIAB T-023 CLX 159
HIAB T-029 CLX 160
HIAB T-038 CLX 161

HIAB CL 162
HIAB X-8 CL 164
HIAB X-12 CL 165
HIAB 14 CL 166
HIAB 16 CL 167
HIAB 19 CL 168
HIAB 23 CL 169

EFFER RANGE 171

EFFER LEGEND 172
EFFER 35 176
EFFER iX.405 HP 178
EFFER iQ.525 HP 182
EFFER 685 184
EFFER 685 H 186
EFFER 955 188
EFFER 975 H 190
EFFER iQ.1000 HP 192
EFFER iQ.1400 HP 194
EFFER 1750 196
EFFER 1750 L 198
EFFER 1855 200
EFFER 1855 L 202
EFFER 2055 204
EFFER iQ.2255 HP 206
EFFER iQ.2655 HP 208

EN - Certain models are available only in specific markets. Please contact your local Hiab dealer for more information.

IT - Alcuni modelli sono disponibili solo in determinati mercati. Contatta il rivenditore HIAB della tua zona per maggiori informazioni.

FR - Certains modèles ne sont disponibles que pour des marchés identifiés, contactez votre revendeur Hiab local pour en savoir plus.

ES - Algunos modelos están disponibles solo en determinados mercados. Contacta con tu distribuidor local de Hiab para obtener más información.

SE - Vissa modeller är endast tillgängliga på utvalda marknader. Kontakta din lokala Hiab återförsäljare för mer information.

DE - Einige Modelle sind nur in bestimmten Märkten erhältlich. Bitte wenden Sie sich an Ihren örtlichen Hiab-Händler, um weitere Informationen zu erhalten.

EN - Data referring to the weight of the crane includes the lightest type of stabilisers available for that model.

All data provided is accurate to the best of our knowledge at the time of publication. Product information, specifications, and details are subject to change. Final and valid details will be confirmed during the official ordering process.

IT - I dati del peso gru includono quello degli stabilizzatori del tipo più leggero presenti per quel modello.

Tutti i dati forniti sono accurati al meglio delle nostre conoscenze al momento della pubblicazione. Le informazioni sui prodotti, le specifiche e i dettagli sono soggetti a modifiche. I dettagli definitivi e validi saranno confermati durante il processo di ordinazione ufficiale.

FR - Les données relatives au poids de la grue incluent le type de stabilisateurs le plus léger disponible pour ce modèle.

Toutes les données fournies sont exactes à notre connaissance au moment de la publication. Les informations sur les produits, les spécifications et les détails sont susceptibles d'être modifiés. Les détails définitifs et valides seront confirmés lors du processus de commande officiel.

ES - Los datos relativos al peso de la grúa incluyen el tipo más ligero de estabilizadores disponibles para ese modelo.

Todos los datos proporcionados son exactos según nuestro leal saber y entender en el momento de la publicación. La información sobre los productos, las especificaciones y los detalles están sujetos a cambios. Los detalles definitivos y válidos se confirmarán durante el proceso de pedido oficial.

SE - Uppgifter om kranens vikt inkluderar den lättaste typen av stabilisatorer som finns tillgängliga för den modellen.

Alla uppgifter är korrekta vid tidpunkten för publiceringen. Produktinformation, specifikationer och detaljer kan komma att ändras. Slutgiltiga och giltiga detaljer bekräftas under den officiella beställningsprocessen.

DE - Die Angaben zum Gewicht des Krans beziehen sich auf die leichteste für dieses Modell verfügbare Stabilisatorausführung.

Alle angegebenen Daten entsprechen nach unserem besten Wissen zum Zeitpunkt der Veröffentlichung der Wahrheit. Produktinformationen, Spezifikationen und Details können sich ändern. Die endgültigen und gültigen Details werden während des offiziellen Bestellvorgangs bestätigt.

EN

HIAB's premium loader cranes combine cutting-edge technology with exceptional safety, performance, and efficiency. From the lightest loads to super heavy lifts, HIAB delivers fast loading cycles, delicate precision work, and the versatility to handle any job. Industry-specific features, adaptable accessories, and custom configurations mean you can tailor your crane to construction, logistics, waste and recycling, oil and gas, or almost any sector. Whether remote-controlled or manually operated, with upgrade options built in, HIAB cranes keep your workforce productive and your operations compliant worldwide. Backed by an unrivalled global service network, HIAB maximises your uptime and ensures no job is too big or too small.

IT

Le gru da carico premium HIAB combinano tecnologia all'avanguardia con sicurezza, prestazioni ed efficienza eccezionali. Dai carichi più leggeri a quelli super pesanti, HIAB offre cicli di carico rapidi, lavori di precisione delicati e la versatilità necessaria per gestire qualsiasi lavoro. Caratteristiche specifiche per il settore, accessori adattabili e configurazioni personalizzate consentono di adattare la gru alle esigenze di edilizia, logistica, smaltimento e riciclaggio dei rifiuti, petrolio e gas o quasi qualsiasi altro settore. Che siano telecomandate o azionate manualmente, con opzioni di aggiornamento integrate, le gru HIAB mantengono la vostra forza lavoro produttiva e le vostre operazioni conformi in tutto il mondo. Supportata da una rete di assistenza globale senza pari, HIAB massimizza i tempi di attività e garantisce che nessun lavoro sia troppo grande o troppo piccolo.

FR

Les grues de chargement haut de gamme HIAB allient une technologie de pointe à une sécurité, des performances et une efficacité exceptionnelles. Des charges les plus légères aux levages extrêmement lourds, HIAB offre des cycles de chargement rapides, un travail de précision délicat et la polyvalence nécessaire pour mener à bien n'importe quelle tâche. Grâce à des fonctionnalités spécifiques à chaque secteur, des accessoires adaptables et des configurations personnalisées, vous pouvez adapter votre grue à la construction, à la logistique, aux déchets et au recyclage, au pétrole et au gaz, ou à presque tous les secteurs. Qu'elles soient télécommandées ou actionnées manuellement, avec des options de mise à niveau intégrées, les grues HIAB garantissent la productivité de votre personnel et la conformité de vos opérations dans le monde entier. Soutenu par un réseau de service mondial inégalé, HIAB optimise votre temps de fonctionnement et veille à ce qu'aucune tâche ne soit trop grande ou trop petite.

ES

Las grúas cargadoras premium de HIAB combinan tecnología de vanguardia con una seguridad, rendimiento y eficiencia excepcionales. Desde las cargas más ligeras hasta las más pesadas, HIAB ofrece ciclos de carga rápidos, un trabajo de precisión delicado y la versatilidad necesaria para realizar cualquier tarea. Las características específicas para cada sector, los accesorios adaptables y las configuraciones personalizadas le permiten adaptar su grúa a la construcción, la logística, los residuos y el reciclaje, el petróleo y el gas, o casi cualquier otro sector. Ya sean controladas a distancia o manualmente, con opciones de actualización integradas, las grúas HIAB mantienen la productividad de su personal y el cumplimiento de sus operaciones en todo el mundo. Respaldada por una red de servicio global sin igual, HIAB maximiza su tiempo de actividad y garantiza que ningún trabajo sea demasiado grande o demasiado pequeño.

SE

HIAB:s premiumlastkranar kombinerar avancerad teknik med exceptionell säkerhet, prestanda och effektivitet. Från de lättaste lasterna till supertunga lyft erbjuder HIAB snabba lastcykler, noggrant precisionsarbete och mångsidighet för att hantera alla typer av jobb. Branschspecifika funktioner, anpassningsbara tillbehör och anpassade konfigurationer gör att du kan skräddarsy din kran för bygg-, logistik-, avfalls- och återvinnings-, olje- och gasindustrin eller nästan vilken bransch som helst. Oavsett om de är fjärrstyrda eller manuellt manövrerade, med inbyggda uppgraderingsalternativ, håller HIAB-kranar din personal produktiv och din verksamhet kompatibel över hela världen. Med stöd av ett oöverträffat globalt servicenätverk maximerar HIAB din drifttid och ser till att inget jobb är för stort eller för litet.

DE

Die Premium-Ladekrane von HIAB verbinden modernste Technologie mit außergewöhnlicher Sicherheit, Leistung und Effizienz. Von leichtesten Lasten bis hin zu superschweren Hebevorgängen bietet HIAB schnelle Ladezyklen, präzise Feinarbeit und die Vielseitigkeit, um jede Aufgabe zu bewältigen. Dank branchenspezifischer Funktionen, anpassungsfähigem Zubehör und individuellen Konfigurationen können Sie Ihren Kran auf die Bereiche Bauwesen, Logistik, Abfall und Recycling, Öl und Gas oder fast jeden anderen Sektor zuschneiden. Ob ferngesteuert oder manuell bedient, mit integrierten Upgrade-Optionen – HIAB-Krane sorgen weltweit für die Produktivität Ihrer Mitarbeiter und die Einhaltung Ihrer Betriebsabläufe. Unterstützt durch ein konkurrenzloses globales Servicenetzwerk maximiert HIAB Ihre Betriebszeit und sorgt dafür, dass kein Auftrag zu groß oder zu klein ist.

TYPES OF
CRANE ARCHITECTURES

EN

X-Type
Mainstream knuckle boom structure loader crane, with folding properties of the second boom beside the column. Wide assortment of lifting capacities, ranging from light to super heavy segment types of cranes. Possibility to add various accessories and additional boom extension solutions.

K-Type
Loader cranes with a longer first boom, mainly useful for specific sectors like roofing and drywall placing. The long boom reduces the need for additional extensions making the overall structure more simple and cost effective. The extension system is placed within the structure.

T-Type
T-cranes are stiff boom cranes that fit into smaller installations (3,5Tm-7Tm GVW) that feature folding capabilities optimized for its transportation. They are mainly useful for lifting material as an aide to where ergonomic restrictions apply.

L-Type
Loader cranes with a longer first boom, mainly useful for loading and unloading construction material to and from the truck bed. The long boom reduces the need for additional extensions making the overall structure more simple and cost effective. Medium size cranes in the 12-20Tm range.

R-Type
These cranes are defined as 'roller' cranes, they move along the truck's bed, adding flexibility to the loading and unloading of material while getting closer to the drop off area.

S-Type
Cranes developed for special applications, where a mixed combination of column and boom sizes expand the offer. Due to their special nature, they serve different needs, among which, the recycling sector, or be applied as roof mounted cranes.

Z-Type
The peculiar folding system, with the second boom folding above the first boom, allows keeping some key accessories like the buckets mounted, even while being in the closed position and for transportation. The design is overall very compact. These models range in the 20-25Tm crane segment.

IT

Tipo-X
Gru per autocarro con struttura a braccio articolato tradizionale, con la caratteristica chiusura del secondo braccio situato al fianco della colonna. Ampio assortimento di capacità di carico che vanno dalle più piccole a quelle più grandi. Si ha la possibilità di aggiungere svariati accessori ed ulteriori sfili.

Tipo-K
Gru da carico con un primo braccio lungo, utile per alcuni settori specifici come la consegna di pareti di cartongesso e costruzioni di tetti. Il braccio lungo riduce la necessità di avere ulteriori estensioni rendendo la struttura complessivamente più semplice ed economica. Il sistema di estensione è posto all'interno della struttura.

Tipo-T
T-cranes sono gru a braccio rigido che si adattano a installazioni più piccole (3,5Tm-7Tm GVW) con una chiusura ottimizzata sulla installazione stessa. Sono molto utili per sollevare materiali, come aiuto, nel caso in cui si applicano restrizioni ergonomiche.

Tipo-L
Gru da carico con il primo braccio più lungo, molto utile per il carico e lo scarico di materiali da costruzione verso il cassone del camion. Il lungo braccio riduce il bisogno di un'ulteriore estensione rendendo la struttura più semplice ed economica. Gru disponibili nella gamma media 12-20Tm.

Tipo-R
Queste gru sono definite "a scorrimento", si muovono lungo il cassone del camion, aggiungendo flessibilità alla operazione di carico e scarico di materiali potendosi avvicinare all'area di lavoro.

Tipo-S
Gru create per speciali applicazioni, dove un mix di combinazioni delle dimensioni delle colonne e dei bracci aumentano la gamma. Per la loro particolare natura, possono servire a diversi bisogni come il settore del riciclaggio o gru per il lavoro attorno ai tetti.

Tipo-Z
Il particolare sistema di chiusura, con il secondo braccio pieghevole accanto al primo, consente di gestire alcuni accessori come il cestello porta persone, sia in posizione di chiusura sia durante il trasporto. Il design è molto compatto. Questo modello è all'interno del segmento 20-25Tm delle gru.

FR

Type-X
Grue de chargement avec flèche articulée et repliement de la deuxième flèche à côté de la colonne . Large variété de capacités de levage, allant de modèles de la gamme légère à super lourde. Possibilité d'ajouter divers accessoires et d'extensions supplémentaires.

Type-K
Grues auxiliaires avec une première flèche plus longue, principalement utilisées pour des secteurs spécifiques comme la pose de toitures et de cloisons. La longue flèche réduit le besoin d'extensions supplémentaires, ce qui rend la structure globale plus simple et nécessite moins d'entretien . Le système d'extension est positionné à l'intérieur de la flèche.

Type-T
Les grues en T sont des versions à flèche droite montées sur véhicules légers (3,5T-7T P.T.C) et extrêmement compactes une fois repliées en mode transport. Elles sont principalement utilisées pour lever des charges là où des restrictions ergonomiques s'appliquent.

Type-L
Grues de chargement avec une première flèche plus longue, principalement utilisées pour le chargement et le déchargement de matériaux de construction vers et depuis le plateau du camion. La longue flèche réduit le besoin d'extensions supplémentaires, ce qui rend la structure globale plus simple et nécessite moins d'entretien. Grues de taille moyenne dans la gamme 12-20Tm

Type-R
Ces grues sont définies comme des grues roulantes, elles se déplacent le long du plateau du camion, ajoutant de la flexibilité au chargement et au déchargement du matériel tout en se rapprochant de la zone de dépose.

Type-S
Des grues développées pour des applications spéciales, où une combinaison mixte de tailles de colonnes et de flèches élargit l'offre. En raison de leur nature particulière, elles répondent à différents besoins, parmi lesquels le secteur du recyclage, ou peuvent être utilisés comme grues montées sur le toit d'une benne à ordure.

Type-Z
Le principe de la grue en Z, avec la deuxième flèche repliable au-dessus de la première flèche, permet de garder certains accessoires clés comme les bennes preneuses, même en position repliée pour le transport. Le design est globalement très compact. Ces modèles se situent dans le segment des grues 20-25Tm.

ES

Tipo-X
Grúa de carga con estructura de brazo articulado convencional, con propiedades de plegado del segundo brazo al lado de la columna. Amplia variedad de capacidades de elevación, que van desde los tipos de grúas de segmento ligero a superpesado. Posibilidad de agregar varios accesorios y soluciones adicionales de extensión de brazo.

Tipo-K
Grúas de carga con un primer brazo más largo, principalmente útiles para sectores específicos como tejado y colocación de paneles de yeso. El brazo largo reduce la necesidad de extensiones adicionales, lo que hace que la estructura general sea más simple y rentable. El sistema de extensión se coloca dentro de la estructura.

Tipo-T
Las grúas T son grúas de brazo rígido que se adaptan para instalaciones más pequeñas (3,5Tm-7Tm MMA) que cuentan con capacidades de plegado optimizadas para su transporte. Son principalmente útiles para levantar material como ayuda cuando se aplican restricciones ergonómicas.

Tipo-L
Grúas de carga con un primer brazo más largo, principalmente útiles para cargar y descargar material de construcción hacia y desde la carrocería del camión. El brazo largo reduce la necesidad de extensiones adicionales, lo que hace que la estructura general sea más simple y rentable. Grúas de tamaño medio en el rango de 12-20 Tm.

Tipo-R
Estas grúas se definen como grúas "rodantes", se mueven a lo largo de la plataforma del camión, agregando flexibilidad a la carga y descarga de material mientras se acercan al área de entrega.

Tipo-S
Grúas desarrolladas para aplicaciones especiales, donde una combinación mixta de tamaños de columna y pluma, amplía la oferta. Por su especial naturaleza, atienden diferentes necesidades, entre las que destacan el sector del reciclaje, o se pueden aplicar como grúas de techo.

Tipo-Z
El peculiar sistema de plegado, con el segundo brazo plegado por encima del primer brazo, permite mantener instalados algunos accesorios clave como las cucharas, incluso estando en posición cerrada y durante el transporte. El diseño es en general muy compacto. Estos modelos se encuentran en el segmento de grúas de 20-25Tm.

SE

X-kranar
Den vanligaste lastbilskranen med ledat armsystem, med fantastiska egenskaper för vipparmen. Brett sortiment av lyftkapacitet, allt från lätta till supertunga kranar för olika segment. Möjlighet att lägga till olika tillbehör och ytterligare olika lösningar för utskjutssystem.

K-kranar
Lastbilskranar med en längre lyftarm, främst användbara för specifika sektorer som takläggning och leverans av byggmaterial. Den långa lyftarmen minskar behovet av ytterligare utskjut vilket gör den övergripande strukturen mer enkel och kostnadseffektiv. Utskjutssystemet är utformat för maximal räckvidd.

T-kranar
T-kranar är anpassade för mindre fordon (3,5T-7T totalvikt) som har parkeringsutformning för att optimera ditt lastutrymme. De är främst avsedda för att lyfta material där ergonomiska begränsningar gäller men kan även användas där andra precisionslyft krävs.

L-kranar
Lastbilskranar med en längre lyftarm, främst användbara för lastning och lossning av byggmaterial till och från lastbilen. Den långa lyftarmen minskar behovet av ytterligare utskjut vilket gör den övergripande strukturen mer enkel och kostnadseffektiv. Medelstora kranar i intervallet 12-20Tm.

R-kranar
Dessa kranar definieras som "rullande" kranar, de rör sig längs lastbilen och ger flexibilitet till lastning och lossning av material samtidigt som de kommer närmare plasten för lossning och lastning.

S-kranar
Kranar utvecklade för speciella användningsområden, där en blandad kombination av stomme och storlek på vipparmen utökar erbjudandet. Tack vare sin speciella karaktär möter de olika behov, bland annat i återvinningssektorn, eller så kan de användas som takmonterade kranar.

Z-kranar
Det unika parkeringssystemet, med att vipparmen fälls ovanpå lyftarmen gör det möjligt att ha tillbehör såsom skopor monterade på kranen i parkeringsläge och under transport. Designen är överlag mycket kompakt. Dessa modeller ligger inom kransegmentet 20-25Tm.

DE

X-Krane
Knickarm-Ladekrane mit einem breiten Sortiment an Hubkapazitäten. - Von leichten bis hin zu sehr schweren Kransegmenten. Es gibt die Möglichkeit, verschiedene Anbau- und Zubehörteile sowie Erweiterungen wie Jibs zu verwenden.

K-Krane
Diese Ladekrane verfügen über einen längeren ersten Ausleger, wodurch keine zusätzlichen Verlängerungen benötigt werden und die Gesamtstruktur einfach und kostengünstig ist. Sie eignen sich für spezifische Anwendungen, wie z.B. das Platzieren von Trockenbauwänden oder Dacharbeiten.

T-Krane
T-Krane haben einen festen Ausleger und eignen sich für kleinere Aufbauten (3,5 t - 7 t Tonnen Gesamtgewicht). Sie werden vorwiegend als Ladehilfe für Transporte genutzt.

L-Krane
Ladekrane mit einem längeren ersten Ausleger, der vor allem für das Be- und Entladen von Baustoffen nützlich ist. Durch den langen Ausleger werden keine zusätzlichen Verlängerungen benötigt und die Gesamtstruktur bleibt einfach und kostengünstig. Mittelgroße Krane im Bereich von 12 - 20 mt.

R-Krane
Die sogenannten "Rollen" Krane bewegen sich entlang der Lkw-Ladefläche und erhöhen so die Flexibilität beim Be- und Entladen von Materialien.

S-Krane
Diese Krane wurden für Spezial-Anwendungen entwickelt und kombinieren dafür verschiedene Säulen- und Auslegergrößen. Durch ihre besondere Konstruktion sind sie für verschiedene Anforderungen geeignet, z.B. im Recycling-Sektor oder als Dachkrane.

Z-Krane
Hierbei wird der Kran so zusammengefaltet, dass der zweite Ausleger über dem ersten liegt. Dadurch können wichtige Anbau- und Zubehörteile, z. B. Greifer, auch während des Transports am Kran montiert bleiben. Z-Krane sind insgesamt sehr kompakt. Z-Krane findet man im Segment von 20 - 25 mt.

LEGEND

EN - This guide explains the symbols and abbreviations used throughout the catalogue for the HIAB range.
IT - Questa guida spiega i simboli e le abbreviazioni utilizzati nel catalogo della gamma HIAB.
FR - Ce guide explique les symboles et abréviations utilisés dans le catalogue de la gamme HIAB.
ES - Esta guía explica los símbolos y abreviaturas utilizados en todo el catálogo de la gama HIAB.
SE - Denna guide förklarar symbolerna och förkortningarna som används i katalogen för HIAB-sortimentet.
DE - Dieser Leitfaden erläutert die Symbole und Abkürzungen, die im gesamten Katalog für die HIAB-Produktreihe verwendet werden.



Slewing ring and reduction gear unit
Rotazione con ralla e motoriduttore
Corona giratoria y unidad reductora por engranajes
Rotation par couronne et motoréducteur
Svängring och reduktionsväxel
Schwenkung mittels Drehkranz und Getriebe



Rack and pinion
Rotazione a cremagliera
Giro por cremallera
Rotation par crémaillère
Kuggstångsrotation
Schwenkung mittels Zahnstange



Crane prepared for MEWP
Gru predisposta per MEWP
Grúa preparada para MEWP
Grue préparée pour MEWP
Kran förberedd för MEWP
Kran vorbereitet für MEWP



Slewing angle
Angolo di rotazione
Ángulo de giro
Rotation
Svängvinkel
Drehwinkel



Lifting moment
Momento di sollevamento
Momento de elevación
Moment de levage
Lyftmoment
Hubmoment



Crane width
Larghezza della gru
Ancho de grúa
Largeur de la grue
Kranbredd
Kranbreite



Crane height
Altezza della gru
Altura de la grúa
Hauteur de la grue
Kranhöjd
Kranhohe



Crane weight
Peso gru
Peso de la grúa
Poids de la grue
Kranvikt
Krangewicht



Crane thickness
Spessore gru
Anchuraa de la grúa
Epaisseur de la grue
Kranens tjocklek
Krandicke



LEGEND

EN

Crane Tip Control (CTC)
With the Crane Tip Control function the crane operator controls the behavior of the crane with the use of few levers compared to having to use the combination of all the other controls at once. This reduces the possibility of error and makes the operation smoother and safer.

Semi Automatic Folding (SAF)
Semi-Automatic Folding (SAF) is a feature that allows the operator to fold and unfold the boom system in one single sequence, using only one lever. SAF is available both for XSDrive 6 levers and for XSDrive joystick controllers. The folding and unfolding is operated to/from the normal folded position. The operator decides the speed of the movements adjusting the lever stroke.

Load Stability System vertical (LSS-V)
The Load Stability System for vertical movements (LSS-V) automatically compensates for unintentionally excessive lever actions, providing a smooth return to where the lever movement stopped. This makes crane operations faster and smoother, and it helps protect the cargo, vehicle and environment around the crane against potential damage.

Variable Stability Logic plus (VSL+)
VSL+ is a safety system that maximises capacity by calculating the stability according to the position of the stabiliser legs and the total weight of the truck. By accounting for the true load, it can provide significantly more lifting capacity when it really matters.

Automatic Duty Control (ADC)
HIAB's unique and patented Automatic Duty Control (ADC) function is the only fully automatic system of its type on the market. It can boost your crane's listed capacity in suspended load applications by 10% without imposing additional stress or fatigue on the steel structure. This helps to reduce maintenance over the lifetime of the crane.

Connectivity
Our equipment comes connectivity enabled. Connectivity, in combination with our connected services, allows you to be in constant contact with equipment, assets and people to enhance the productivity, efficiency and safety of your business.

IT

Crane Tip Control (CTC)
Con la funzione Crane Tip Control l'operatore controlla il comportamento della gru con l'uso di poche leve, così da evitare di azionarne molte allo stesso tempo. Questo riduce la possibilità di errore, rendendo l'operazione più lineare e sicura.

Semi Automatic Folding (SAF)
Semi-Automatic Folding è una funzione che permette all'operatore di aprire e chiudere la gru in un'unica sequenza, usando una sola leva. SAF è disponibile sia per i radiocomandi XSDrive 6 sia per quello XSDrive. L'apertura e la chiusura è parte e riporta alla n ormale posizione di chiusura. L'operatore decide la velocità del movimento tramite la leva.

Load Stability System vertical (LSS-V)
Il Load Stability System per i movimenti verticali (LSS-V) compensa automaticamente le azioni accidentali ed eccessive della leva, fornendo un ritorno graduale al punto in cui il movimento della leva si era fermata. Questo rende le operazioni della gru più veloci e lineari, aiutando a proteggere il carico, il veicolo e l'ambiente attorno alla gru da potenziali danni.

Variable Stability Logic plus (VSL+)
Il Variable Stability System Plus è un sistema di sicurezza che massimizza la capacità di carico, calcolando la stabilità possibile in base alla posizione degli stabilizzatori ed il peso a disposizione sul camion. Tenendo conto del reale carico, può incrementare notevolmente le prestazioni della gru.

Automatic Duty Control (ADC)
Automatic Duty Control (ADC) è una funzione brevettata ed unica dell'azienda HIAB. Questa tipologia di sistema è l'unico nel suo genere sul mercato. Può aumentare del 10% la capacità della gru senza andare a stressare o affaticare la sua struttura. Questo aiuta a ridurre la manutenzione durante il ciclo di vita della gru.

Connectivity
Le gru sono predisposte per le funzioni di connettività. Il servizio di connettività permette di gestire al meglio il parco macchine, le risorse e le persone per migliorare la produttività, l'efficienza e la sicurezza della tua azienda.

FR

Contrôle de l'extrémité de flèche (CTC)
Avec la fonction CTC, l'opérateur contrôle le comportement de la grue en utilisant un seul levier au lieu de trois. Cela réduit les risques d'erreur et rend l'opération plus fluide et plus sûre.

Repliement semi automatique (SAF)
Le repliement semi-automatique (SAF) est une fonction qui permet à l'opérateur de replier et de déplier la grue en une seule séquence, à l'aide d'un seul levier. SAF est disponible à la fois pour la commande à distance XSDrive 6 leviers et à joystick. Le repliement et le déploiement se font vers et depuis la position repliée. L'opérateur décide de la vitesse des mouvements en ajustant la course du levier.

Stabilisateur de charge vertical (LSS-V)
Le stabilisateur de charge vertical (LSS-V) compense automatiquement les actions involontaires excessives du levier, offrant un retour en douceur à l'endroit où le mouvement du levier s'est arrêté. Cela rend les opérations de la grue plus rapides et plus fluides, et cela aide à protéger la cargaison, le véhicule et l'environnement autour de la grue contre les dommages potentiels.

Limite de Stabilité Variable Plus (VSL+)
VSL+ est un système de sécurité qui maximise la capacité en calculant la stabilité en fonction de la position des vérins d'appui et du poids total du camion. En tenant compte de la charge réelle, il peut fournir une capacité de levage nettement supérieure lorsque cela compte vraiment.

Contrôle automatique de l'utilisation (ADC)
Automatic Duty Control (ADC) unique et brevetée de HIAB est le seul système entièrement automatique de ce type sur le marché. Il peut augmenter de 10 % la capacité de votre grue dans les applications de charge suspendue sans imposer de contrainte ou de fatigue supplémentaire à la structure en acier. Cela permet de réduire la maintenance tout au long de la durée de vie de la grue.

Connectivité
Notre équipement est livré avec une connectivité activée. La connectivité, en combinaison avec nos services connectés, vous permet d'être en contact permanent avec les équipements, et les personnes pour améliorer la productivité, l'efficacité et la sécurité de votre entreprise.

ES

Control de la Punta de Grúa (CTC)
Con la función Control de la Punta de Grúa, el operador de la grúa controla el comportamiento de la grúa con el uso de pocas palancas en comparación con tener que usar la combinación de todos los demás controles a la vez. Esto reduce la posibilidad de error y hace que la operación sea más suave y segura.

Plegado Semiautomático (SAF)
Es una función que permite al operador plegar y desplegar el sistema de brazo en una sola secuencia, utilizando solo una palanca. SAF está disponible tanto para las teclaas XSDrive 6 como para los controladores de joystick XSDrive. El plegado y desplegado se opera desde / hacia la posición normal de plegado. El operador decide la velocidad de los movimientos ajustando el recorrido de la palanca.

Sistema de Estabilidad de Carga Vertical (LSS-V)
Compensa automáticamente las oscilaciones involuntarias excesivaspor movimiento de la palanca, proporcionando un regreso suave al lugar donde se detuvo el movimiento de la palanca. Esto hace que las operaciones de la grúa sean más rápidas y fluidas, y ayuda a proteger la carga, el vehículo y el entorno alrededor de la grúa contra posibles daños.

Lógica de Estabilidad Variable plus (VSL +)
VSL+ es un sistema de seguridad que maximiza la capacidad en el cálculo de la estabilidad según la posición de las patas estabilizadoras y el peso total del camión. Al tener en cuenta la carga real, puede proporcionar una capacidad de elevación significativamente mayor cuando realmente importa.

Control Automático de Tareas (ADC)
La función Automatic Duty Control (ADC) exclusiva y patentada de HIAB es el único sistema completamente automático de este tipo en el mercado. Puede aumentar la capacidad indicada de su grúa en aplicaciones de carga suspendida en un 10% sin imponer tensión o fatiga adicional a la estructura de acero. Esto ayuda a reducir el mantenimiento durante la vida útil de la grúa.

Conectividad
Nuestro equipo viene con conectividad habilitada. La conectividad, en combinación con nuestros servicios de conectados, le permite estar en contacto constante con equipos, activos y personas para mejorar la productividad, la eficiencia y la seguridad de su negocio.

SE

Crane Tip Control (CTC)
Med funktionen Crane Tip Control (CTC) styr kranoperatören kranen med hjälp av endast en spak jämfört med att behöva använda kombinationen av alla kontroller samtidigt. Det minskar risken för fel och gör krankörningen smidigare och säkrare.

Semi Automatic Folding (SAF)
Semi-Automatic Folding (SAF) är en funktion som gör det möjligt för föraren att fälla och fälla ut kranen i en enda sekvens, med endast en spak. SAF finns både för XSDrive 6 -spakar och för XSDrive -styrspakar. Kranen manövreras till/från det normala parkeringsläget. Föraren bestämmer hastigheten för rörelserna genom att justera spaken.

Load Stability system Vertical (LSS-V)
Stabilitetssystemet för vertikala rörelser (LSS-V) kompenserar automatiskt för oavsiktligt överdrivna spakrörelser, vilket ger en smidig återgång till där kranen stannade. Det ger en snabbare och smidigare kranmanöver, och det hjälper till att skydda lasten, fordonet och miljön runt kranen mot potentiella skador.

Variable Stability Logic plus (VSL +)
VSL+ är ett säkerhetssystem som maximerar kapaciteten genom att beräkna stabiliteten utifrån stödbenens position samt lastbilens aktuella vikt. Genom att redovisa den faktiska lasten kan den ge betydligt större lyftkapacitet när det verkligen spelar roll.

Automatic Duty Control (ADC)
HIABs unika och patenterade ADC -funktion (Automatic Duty Control) är det enda helautomatiska systemet av sin typ på marknaden. Det kan öka kranens kapacitet med 10% utan att påverka stålkonstruktionen ytterligare med belastning. Det bidrar till att minska underhållet under kranens livstid.

Connectivity
Vår utrustning levereras med möjligheter till olika anslutna tjänster. Kombinationen av våra uppkopplade tjänster, gör att du kan ha konstant kontakt med utrustning, dina tillgångar och operatören för att förbättra produktiviteten, effektiviteten och säkerheten i ditt företag.

DE

Crane Tip Control (CTC)
Kranspitzensteuerung
Mithilfe der Kranspitzensteuerung CTC steuert der Bediener mehrere Kranfunktionen gleichzeitig mit nur einem Hebel. CTC macht die Kranarbeit sicherer und effizienter.

Semi Automatic Folding (SAF)
Kranparkassistent
Mithilfe der Funktion SAF kann der Kran mit nur einem Hebel ein- und ausgefaltet werden. Der Kranparkassistent ist für unsere Steuerungen XS Drive "Piano" und XS Drive "Joysticks" verfügbar. Das Ein- und Ausfalten des Krans erfolgt in/aus der normalen zusammengelegten Position. Der Bediener kann die Geschwindigkeit über die Steuerung bestimmen.

Load Stability System Vertical (LSS-V)
Vertikales Laststabilitätssystem
Das Laststabilitätssystem für vertikale Bewegungen gleicht automatisch ungewollte Bewegungen aus und sorgt für eine sanfte Rückkehr zu der Kranposition, an der die Hebelbewegung gestoppt wurde. LSS-V macht somit den Kranbetrieb schneller und reibungsloser und sorgt für eine sichere Arbeitsumgebung.

Variable Stability Logic plus (VSL +)
Variables Standsicherheitssystem Plus
VSL+ ist ein Sicherheitssystem, das die Hubkapazität maximiert, indem es die Stabilität in Abhängigkeit von der Position der Stützfüße und dem Gesamtgewicht des Fahrzeugs berechnet. Da es die tatsächliche Last berücksichtigt, sorgt es für deutlich mehr Hubkapazität in Situationen, in denen es wirklich darauf ankommt.

Automatic Duty Control (ADC)
Automatische Leistungssteuerung
HIABs einzigartige und patentierte ADC-Funktion ist das einzige vollautomatische System dieser Art auf dem Markt. Es steigert die angegebene Hubkapazität Ihres Krans bei hängender Last um 10%, ohne dabei die Stahlkonstruktion zusätzlich zu belasten. Dies trägt dazu bei, die Wartung während der gesamten Lebensdauer des Krans zu reduzieren.

Connectivity
Unsere Geräte kommen mit integrierter Konnektivität zu Ihnen. HIAB Connectivity in Verbindung mit unseren vernetzten Services ermöglicht Ihnen in ständigem Kontakt mit Ihren Geräten und Mitarbeitern zu stehen, um die Produktivität, Effizienz und Sicherheit Ihres Unternehmens nachhaltig zu steigern.

EN

HIPRO is the most advanced model platform control system within the HIAB loader crane range of products. This remote controlled system delivers quick and precise crane movements, allowing you to carry out the most complex types of work.

The advanced functions assist the operator in the safest and fastest way, working in total synergy among the operator and the crane.

- CE marked
- Remote controlled system
- Advanced optional functions:
  SAF, LSS-V, LSS-H, CTC, SAM
- Full set of safety sensors and features
  for highest level of protection



IT

HIPRO è il modello più avanzato di sistema di controllo nella gamma di prodotti per gru HIAB. Con questo sistema radiocomandato, i movimenti della gru sono rapidi e precisi, permettendo di eseguire i tipi più complessi di lavoro. Le funzionalità avanzate assistono l'operatore nel modo più sicuro e veloce, con una totale sinergia tra l'operatore stesso e la gru.

- Marchio CE
- Sistema radiocomandato
- Funzionalità opzionali avanzate:
  SAF, LSS-V, LSS-H, CTC, SAM
- Set completo di funzionalità e sensori di sicurezza, per il massimo livello di protezione possibile.

FR

HIPRO est le système de commande le plus sophistiqué de la gamme de grues HIAB. Ce système commandé à distance permet aux grues d'effectuer des mouvements rapides et précis, vous permettant ainsi d'exécuter les types de travaux les plus complexes. Les fonctions avancées assistent l'opérateur de la manière la plus sûre et la plus rapide, en travaillant en totale synergie avec l'opérateur et la grue.

- Marquage CE
- Commande à distance
- Fonctions avancées en option:
  SAF, LSS-V, LSS-H, CTC, SAM
- Un ensemble complet de capteurs et de fonctionnalités de sécurité pour un niveau de protection maximum.

ES

HIPRO es el modelo de plataforma de control más avanzado dentro de la gama de productos de grúa de carga HIAB. Este sistema de control remoto ofrece movimientos de grúa rápidos y precisos, lo que le permite llevar a cabo los tipos de trabajo más complejos. Las funciones avanzadas ayudan al operador de la forma más segura y rápida, trabajando en total sinergia entre el operador y la grúa.

- Marcado CE
- Sistema de control remoto
- Funciones opcionales avanzadas:
  SAF, LSS-V, LSS-H, CTC, SAM
- Conjunto completo de sensores y prestaciones de seguridad para obtener el nivel más alto de protección.

SE

HIPRO är det mest avancerade styrsystemet inom HIAB:s sortiment av lastbilskranar. Detta fjärrstyrda system ger snabba och noggranna kranrörelser, så att du kan utföra de mest komplexa typerna av jobb. De avancerade funktionerna hjälper operatören på det säkraste och snabbaste sättet och skapar en total synergi mellan operatören och kranen.

- CE-märkt
- Fjärrstyrt system
- Avancerade tillvalsfunktioner:
  SAF, LSS-V, LSS-H, CTC, SAM
- Fullständig uppsättning säkerhetssensorer och -funktioner för högsta säkerhetsnivå.

DE

HIPRO ist das fortschrittlichste Steuerungssystem der HIAB-Ladekran-Produktpalette. Kranbewegungen lassen sich damit schnell und präzise ausführen, sodass Sie auch die komplexesten Aufgaben bewältigen können. Fortschrittliche Funktionen unterstützen das perfekte Zusammenspiel zwischen Bediener und Kran und ermöglichen das Arbeiten mit höchster Sicherheit und Geschwindigkeit.

- Mit CE-Kennzeichnung
- Fernsteuerungssystem
- Hochmoderne optionale Funktionen: SAF (Halbautomatisches Zusammenklappen), LSS-V (Laststabilitätssystem für vertikale Bewegungen), LSS-H (Laststabilitätssystem für horizontale Bewegungen), CTC (Kranspitzensteuerung), SAM (Halbautomatischer Ladezyklus)
- Vollständiger Satz von Sicherheitssensoren und Funktionen für höchsten Schutz.



HIAB X-112 HIPRO

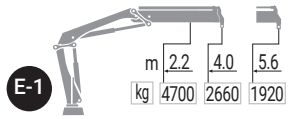

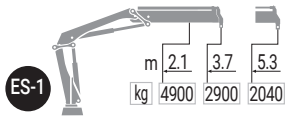

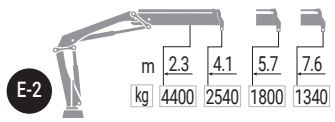

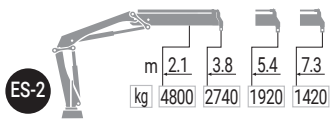

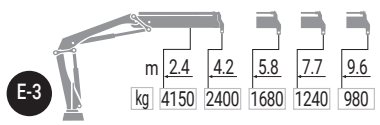

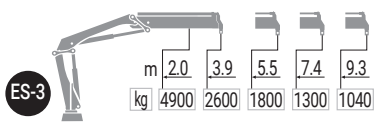

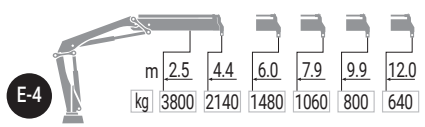

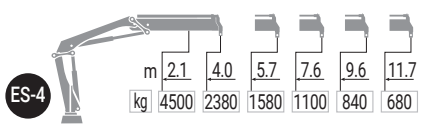

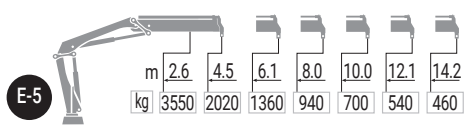

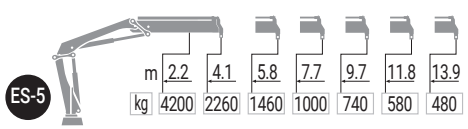

MODEL	txm	(°)	mm	mm	mm	kg
B-1	10,2	406	2100	2135	750	1110
BS-1	10,2	406	2100	2135	750	1110
B-2	9,7	406	2100	2225	750	1260
BS-2	9,7	406	2100	2225	750	1260
B-3	9,4	406	2100	2280	770	1360
BS-3	9,3	406	2100	2280	770	1360
DN-3	9,5	406	2155	2140	770	1751
DN-4	9,1	406	2155	2300	835	1871
DN-5	8,8	406	2155	2400	835	1981
E-1	10,7	406	2100	2025	750	1230
E-2	10,4	406	2100	2105	750	1330
E-3	10,1	406	2100	2140	750	1586
E-4	9,5	406	2100	2300	750	1630
E-5	9,2	406	2100	2400	808	1740
ES-1	10,8	406	2100	2025	750	1220
ES-2	10,4	406	2100	2105	750	1320
ES-3	10,2	406	2100	2140	750	1576
ES-4	9,6	406	2100	2300	750	1650
ES-5	9,3	406	2100	2400	808	1750



HIAB X-122 HIPRO

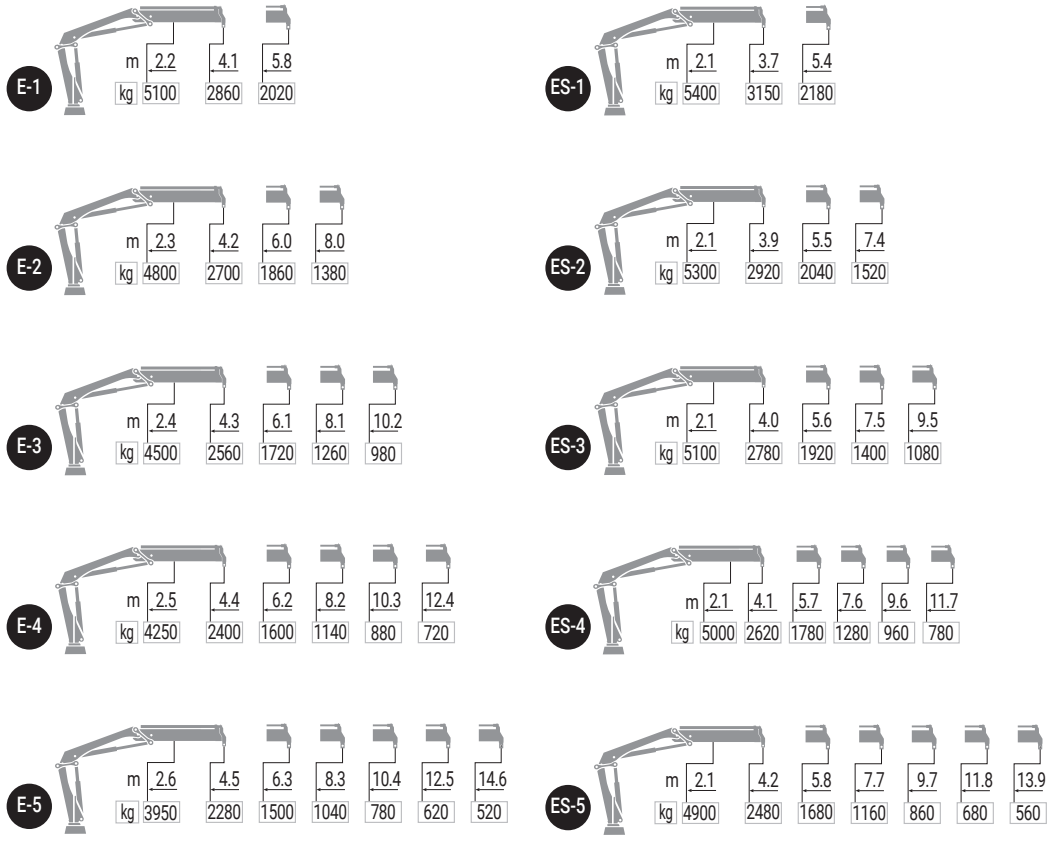

MODEL	txm	(°)	mm	mm	mm	kg
B-1	11,6	406	2170	2160	750	1426
BS-1	11,7	406	2170	2160	750	1406
B-2	11,1	406	2170	2250	750	1546
BS-2	11,0	406	2170	2250	750	1526
B-3	10,8	406	2170	2295	785	1666
BS-3	10,1	406	2170	2295	785	1646
D-1	11,9	406	2169	2149	736	1446
D-2	11,3	406	2169	2223	852	1576
D-3	11,1	406	2169	2381	852	1696
D-4	10,7	406	2169	2391	852	1806
D-5	10,4	406	2169	2466	852	1906
E-1	11,7	406	2170	2226	755	1506
E-2	11,3	406	2170	2231	755	1636
E-3	11,0	406	2170	2390	792	1756
E-4	10,6	406	2170	2392	755	1876
E-5	10,3	406	2170	2486	808	1976
ES-1	11,8	406	2170	2060	755	1486
ES-2	11,4	406	2170	2167	755	1616
ES-3	11,1	406	2170	2315	792	1736
ES-4	10,7	406	2170	2318	755	1856
ES-5	10,4	406	2170	2412	808	1956



HIAB eX.142 HIPRO

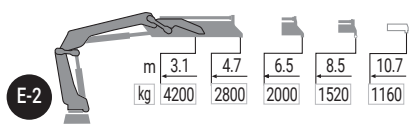

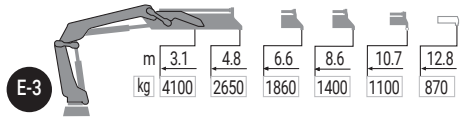

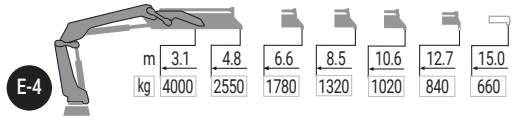

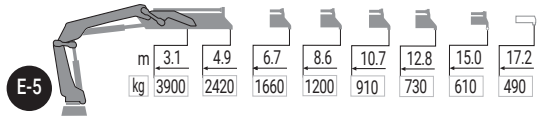

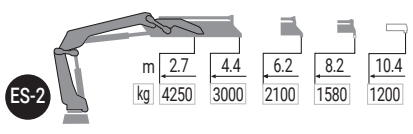

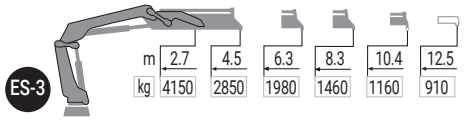

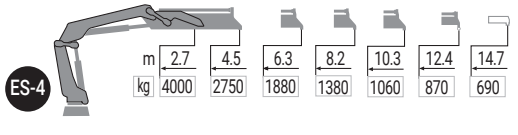

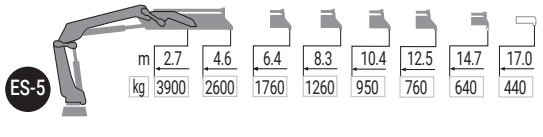

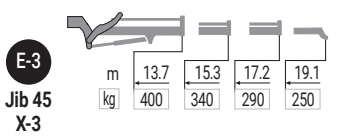

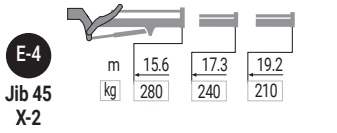

MODEL	txm	(°)	mm	mm	mm	kg
B-1	14,1	415	2264	2458	839	1606
B-2	13,5	415	2264	2458	839	1736
B-3	13,2	415	2264	2476	942	1856
BS-1	14,1	415	2264	2458	839	1606
BS-2	13,6	415	2264	2458	839	1726
BSS-2	13,7	415	2264	2476	839	1696
D-1	13,6	415	2286	2351	910	1696
D-2	13,1	415	2286	2351	910	1816
D-3	12,7	415	2286	2351	926	1936
D-4	12,3	415	2286	2868	910	2056
D-5	12,0	415	2286	2493	926	2166
DS-1	13,6	415	2286	2351	910	1686
DS-2	13,2	415	2286	2351	910	1806
DS-3	12,8	415	2286	2351	926	1936
DS-4	12,4	415	2286	2468	910	2046
DS-5	12,1	415	2286	2493	926	2166
E-1	13,6	415	2286	2462	826	1766
E-2	13,2	415	2286	2462	826	1886
E-3	12,7	415	2286	2462	927	2016
E-3 + JIB 45 X-2	12,7	415	2585	2462	927	2506
E-3 + JIB 45 X-3	12,7	415	2585	2462	927	2576
E-4	12,3	415	2286	2459	825	2126
E-4 + JIB 45 X-2	12,3	415	2585	2459	825	2626
E-5	11,9	415	2286	2490	931	2246
ES-1	13,7	415	2286	2462	826	1756
ES-2	13,2	415	2286	2462	826	1886
ES-3	12,8	415	2286	2462	927	2006
ES-4	12,5	415	2286	2459	825	2126
ES-5	12,1	415	2286	2490	931	2236



HIAB eX.162 HIPRO

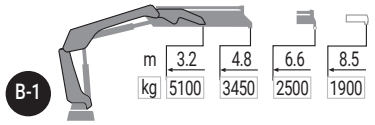

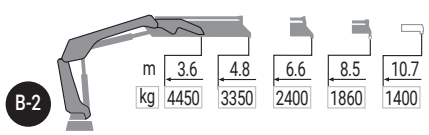

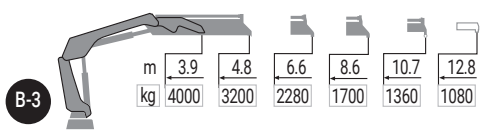

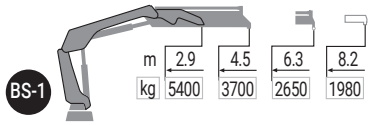

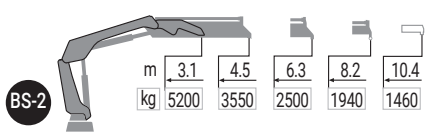

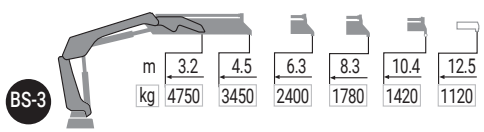

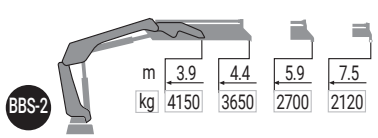

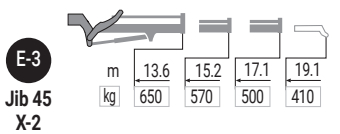

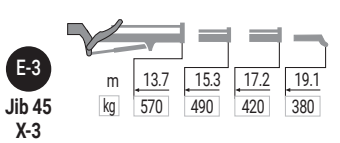

MODEL	txm	(°)	mm	mm	mm	kg
B-1	16,6	415	2264	2458	839	1666
B-2	16,0	415	2264	2458	839	1796
B-3	15,6	415	2264	2476	942	1926
BS-1	16,7	415	2264	2458	839	1656
BS-2	16,1	415	2264	2458	839	1786
BS-3	15,6	415	2264	2476	942	1916
BSS-2	16,2	415	2264	2458	839	1736
D-1	16,0	415	2286	2351	910	1716
D-2	15,5	415	2286	2351	910	1836
D-3	15,0	415	2286	2351	926	1976
D-4	14,6	415	2286	2868	910	2096
D-5	14,2	415	2286	2493	926	2216
DS-1	16,1	415	2286	2351	910	1706
DS-2	15,6	415	2286	2351	910	1836
DS-3	15,1	415	2286	2351	926	1966
DS-4	14,7	415	2286	2468	910	2086
DS-5	14,4	415	2286	2493	926	2206
E-1	16,0	415	2286	2462	826	1786
E-2	15,5	415	2286	2462	826	1916
E-3	15,1	415	2286	2462	927	2046
E-3 + JIB 45 X-2	15,1	415	2585	2462	927	2536
E-3 + JIB 45 X-3	15,1	415	2585	2462	927	2616
E-4	14,6	415	2286	2459	825	2176
E-5	14,3	415	2286	2490	931	2296
ES-1	16,1	415	2286	2462	826	1776
ES-2	15,6	415	2286	2462	826	1906
ES-3	15,2	415	2286	2462	927	2046
ES-4	14,8	415	2286	2459	825	2166
ES-5	14,3	415	2286	2490	931	2286



HIAB eX.192 HIPRO

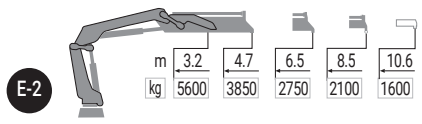

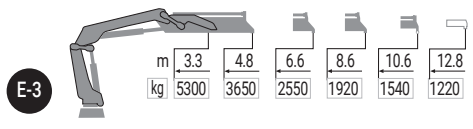

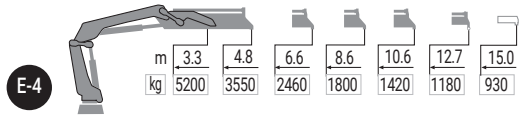

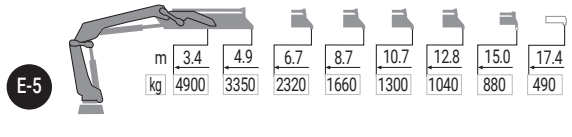



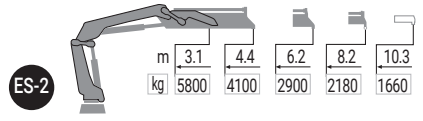

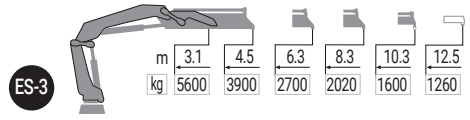

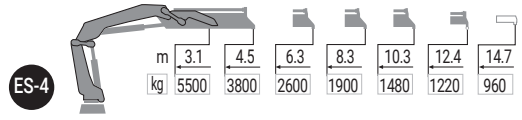

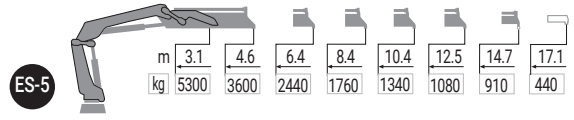



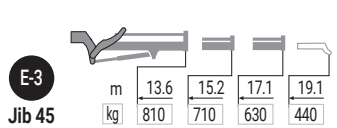

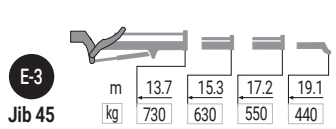

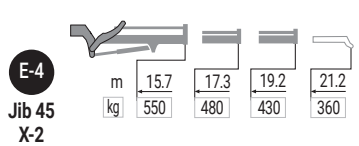

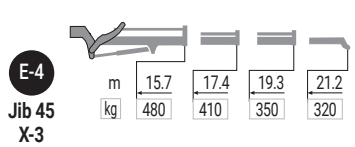

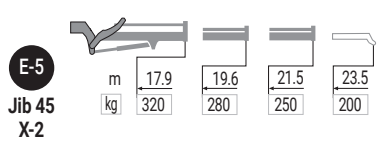

MODEL	txm	(°)	mm	mm	mm	kg
E-2	18,1	415	2260	2485	865	2206
E-3	17,5	415	2260	2485	965	2366
E-3 + JIB 45 X-2	17,5	415	2590	2485	965	2886
E-3 + JIB 45 X-3	17,5	415	2600	2485	965	2956
E-4	17,0	415	2260	2485	865	2506
E-4 + JIB 45 X-2	17,0	415	2580	2485	865	3026
E-4 + JIB 45 X-3	17,0	415	2600	2485	865	3096
E-5	16,6	415	2260	2496	965	2646
E-5 + JIB 45 X-2	16,6	415	2600	2496	965	3166
E-6	16,3	415	2265	2496	965	2766
ES-2	18,1	415	2260	2485	865	2206
ES-3	17,6	415	2260	2485	965	2366
ES-4	17,1	415	2260	2485	865	2506
ES-5	16,7	415	2260	2496	965	2646
ES-6	16,3	415	2265	2496	965	2766



HIAB eX.232 HIPRO

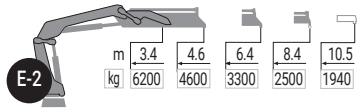

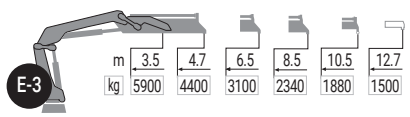

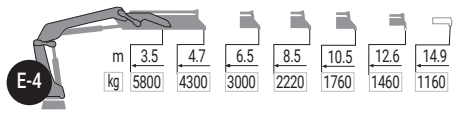





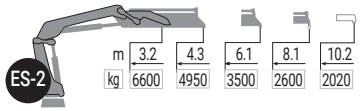

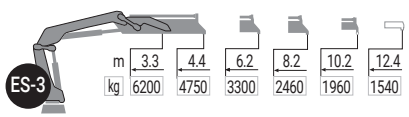

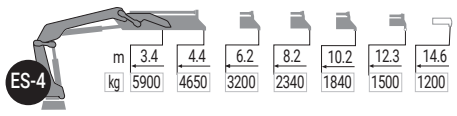

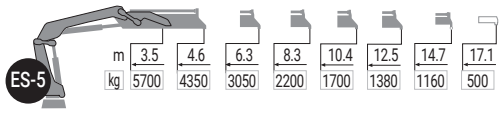

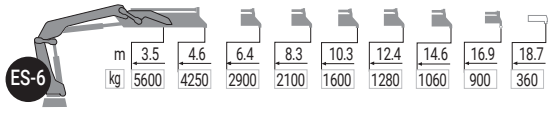

MODEL	txm	(°)	mm	mm	mm	kg
E-2	21,3	415	2269	2496	857	2296
E-3	20,7	415	2269	2496	875	2456
E-4	20,3	415	2269	2502	875	2596
E-5	19,8	415	2269	2502	985	2716
E-6	19,4	415	2269	2502	985	2846
ES-2	21,4	415	2269	2496	857	2276
ES-3	20,9	415	2269	2496	875	2436
ES-4	20,4	415	2269	2502	875	2576
ES-5	20,0	415	2269	2502	985	2706
ES-6	19,6	415	2269	2502	985	2826



HIAB eX.262 HIPRO



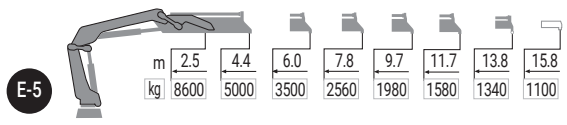





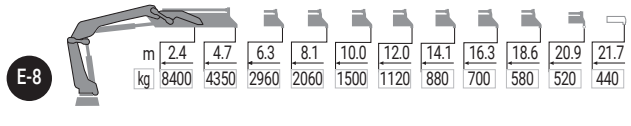

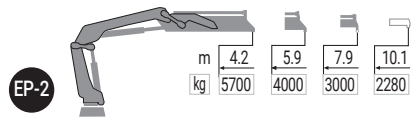

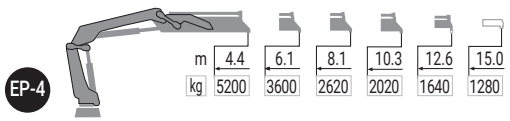

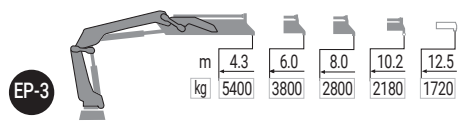

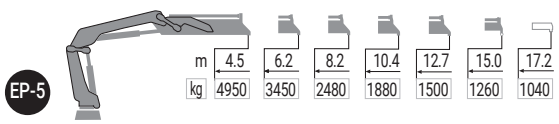

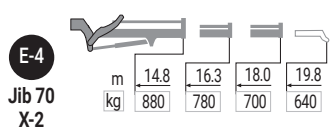

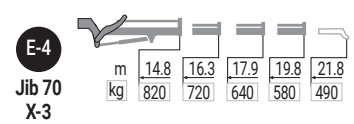

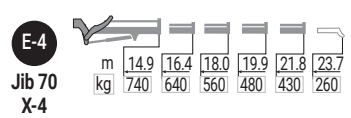

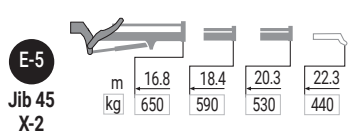

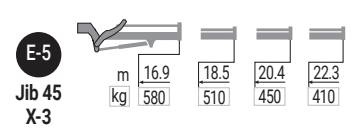

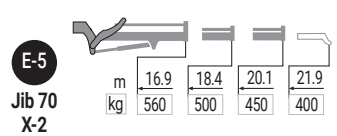

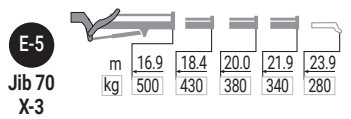



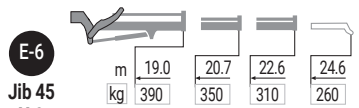

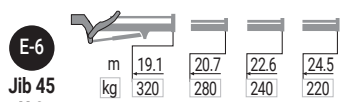

MODEL	txm	(°)	mm	mm	mm	kg
E-4	22,6	410	2401	2505	1094	3271
E-4 + JIB 70 X-2	22,6	410	2650	2505	1215	3911
E-4 + JIB 70 X-3	22,6	410	2650	2505	1215	4001
E-4 + JIB 70 X-4	22,6	410	2650	2505	1215	4081
E-5	22,0	410	2401	2505	1154	3431
E-5 + JIB 45 X-2	22,0	410	2640	2505	1215	4031
E-5 + JIB 45 X-3	22,0	410	2640	2505	1215	4111
E-5 + JIB 70 X-2	22,0	410	2650	2505	1215	4121
E-5 + JIB 70 X-3	22,0	410	2650	2505	1215	4211
E-5 + JIB 70 X-4	22,0	410	2650	2505	1215	4291
E-6	21,4	410	2401	2505	1166	3591
E-6 + JIB 45 X-2	21,4	410	2633	2505	1215	4221
E-6 + JIB 45 X-3	21,4	410	2633	2505	1215	4301
E-7	20,9	410	2401	2506	1197	3731
E-8	20,4	410	2401	2508	1200	3921
EP-2	23,8	410	2393	2500	1070	2871
EP-3	23,2	410	2393	2500	1124	3071
EP-4	22,7	410	2393	2500	1153	3241
EP-5	22,3	410	2393	2503	1153	3381



HIAB eX.302 HIPRO

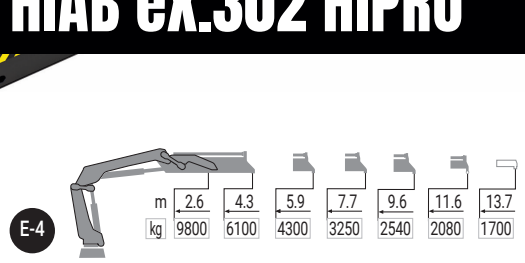

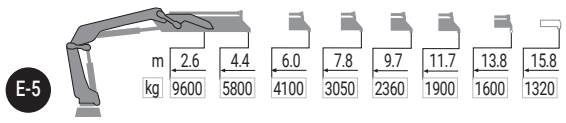

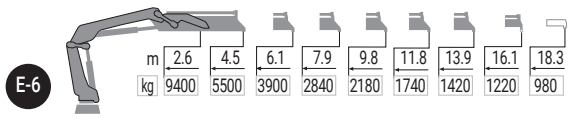

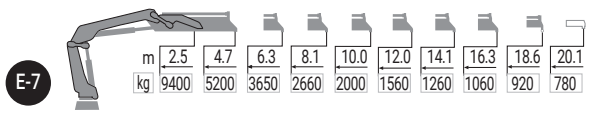

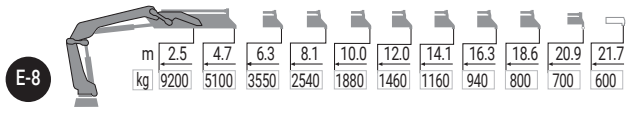

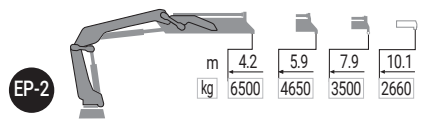

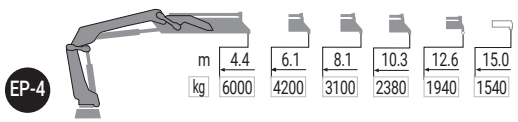

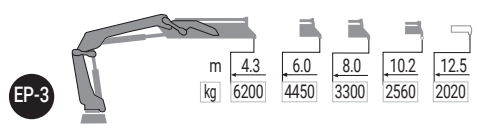

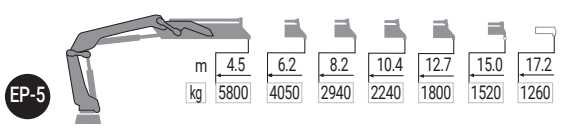

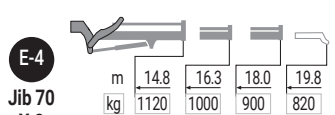

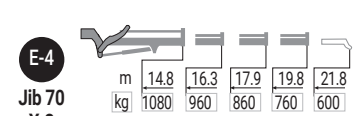

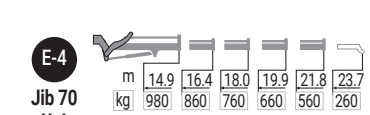

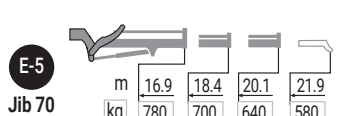

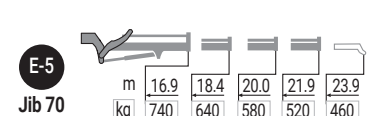

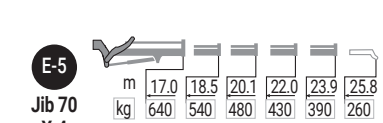

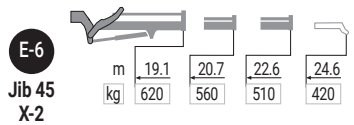

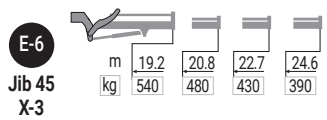

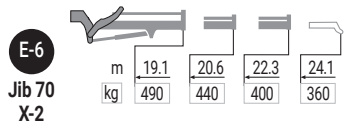

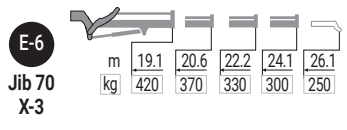

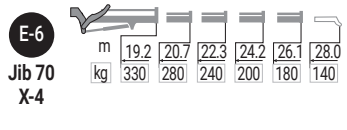

MODEL	txm	(°)	mm	mm	mm	kg
E-4	26,1	420	2401	2505	1094	3511
E-4 + JIB 70 X-2	26,1	420	2650	2505	1215	4081
E-4 + JIB 70 X-3	26,1	420	2650	2505	1215	4161
E-4 + JIB 70 X-4	26,1	420	2650	2505	1215	4241
E-5	25,6	420	2401	2505	1154	3691
E-5 + JIB 70 X-2	25,6	420	2650	2505	1215	4276
E-5 + JIB 70 X-3	25,6	420	2650	2505	1215	4356
E-5 + JIB 70 X-4	25,6	420	2650	2505	1215	4436
E-6	25,0	420	2401	2505	1166	3861
E-6 + JIB 45 X-2	25,0	420	2633	2505	1215	4331
E-6 + JIB 45 X-3	25,0	420	2633	2505	1215	4401
E-6 + JIB 70 X-2	25,0	420	2650	2505	1215	4446
E-6 + JIB 70 X-3	25,0	420	2650	2505	1215	4526
E-6 + JIB 70 X-4	25,0	420	2650	2505	1215	4606
E-7	24,6	420	2401	2506	1197	4011
E-8	24,1	420	2401	2508	1200	4131
EP-2	27,6	420	2393	2500	1070	3081
EP-3	26,9	420	2393	2500	1124	3281
EP-4	26,4	420	2393	2500	1153	3451
EP-5	26,0	420	2393	2503	1153	3591



HIAB X-352 HIPRO

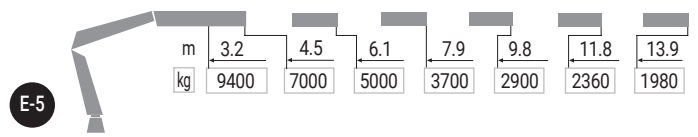

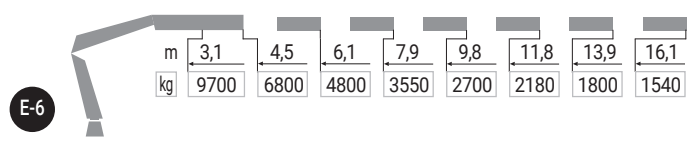

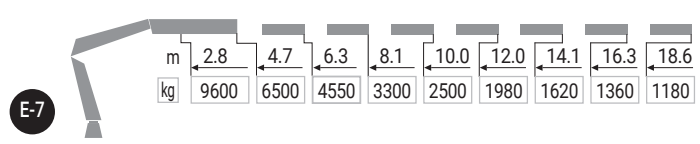

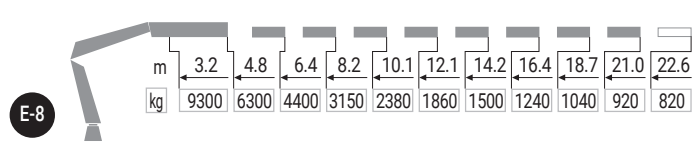

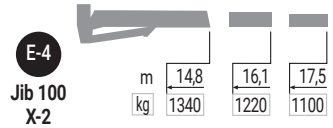

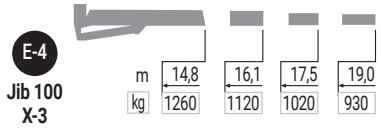

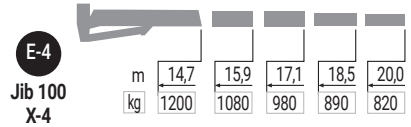

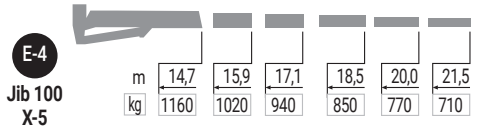

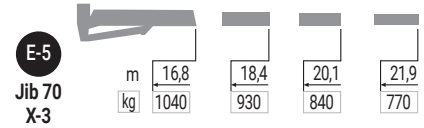

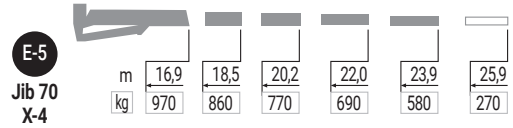

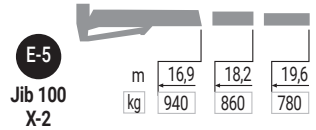

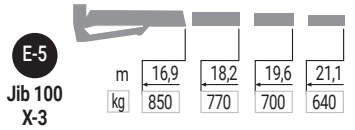

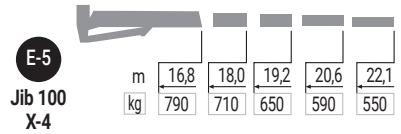

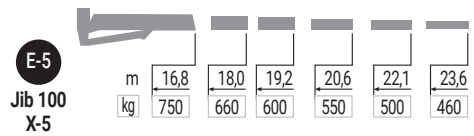

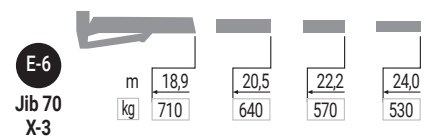

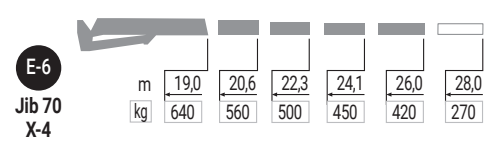

MODEL	txm	(°)	mm	mm	mm	kg
E-4	32,1	420	2380	2500	1149	4036
E-4 + JIB 100 X-2	32,1	420	2601	2500	1149	4900
E-4 + JIB 100 X-3	32,1	420	2601	2500	1149	4991
E-4 + JIB 100 X-4	32,1	420	2599	2500	1149	5051
E-4 + JIB 100 X-5	32,1	420	2599	2500	1149	5118
E-5	31,3	420	2380	2506	1222	4232
E-5 + JIB 70 X-3	31,3	420	2668	2506	1222	4987
E-5 + JIB 70 X-4	31,3	420	2668	2506	1222	5059
E-5 + JIB 100 X-2	31,3	420	2591	2506	1222	5102
E-5 + JIB 100 X-3	31,3	420	2591	2506	1222	5193
E-5 + JIB 100 X-4	31,3	420	2592	2506	1222	5253
E-5 + JIB 100 X-5	31,3	420	2591	2506	1222	5320
E-6	30,7	420	2380	2506	1225	4402
E-6 + JIB 70 X-3	30,7	420	2672	2506	1225	5155
E-6 + JIB 70 X-4	30,7	420	2674	2506	1225	5227
E-7	30,2	420	2380	2550	1258	4571
E-8	29,8	420	2380	2538	1258	4694



HIAB X-358 HIPRO

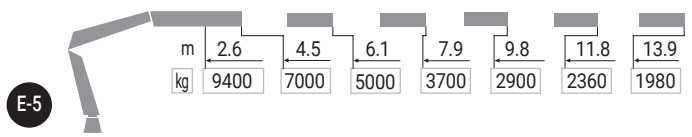

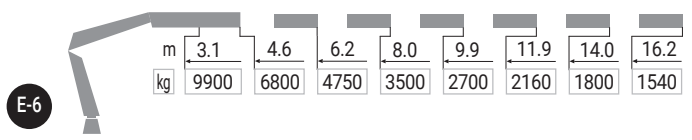

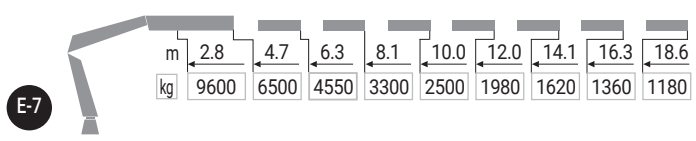

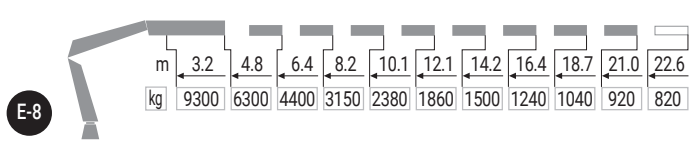

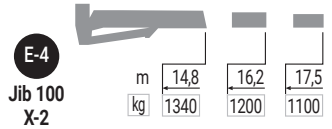

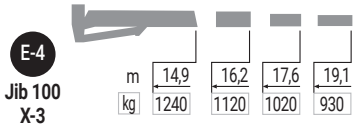

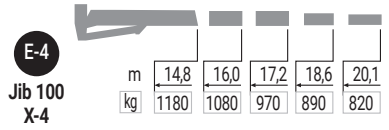

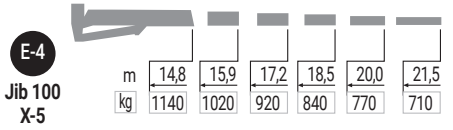

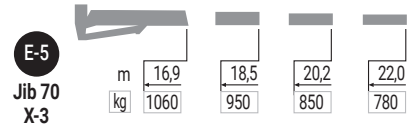

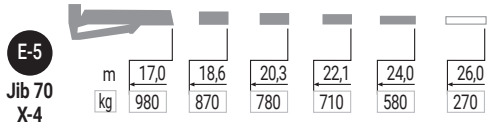

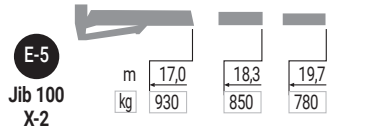

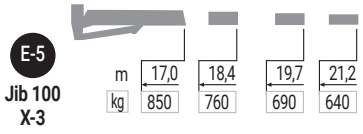



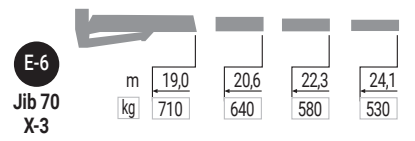

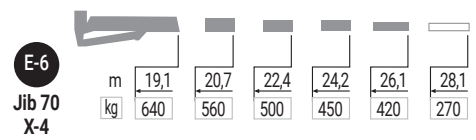

MODEL	txm	(°)	mm	mm	mm	kg
E-4	32,5	∞	2427	2497	1321	4074
E-4 + JIB 100 X-2	32,5	∞	2648	2497	1407	4931
E-4 + JIB 100 X-3	32,5	∞	2648	2497	1407	5022
E-4 + JIB 100 X-4	32,5	∞	2647	2497	1407	5082
E-4 + JIB 100 X-5	32,5	∞	2647	2497	1407	5149
E-5	31,9	∞	2427	2509	1363	4269
E-5 + JIB 70 X-3	31,9	∞	2712	2509	1407	5015
E-5 + JIB 70 X-4	31,9	∞	2712	2509	1407	5087
E-5 + JIB 100 X-2	31,9	∞	2643	2509	1363	5133
E-5 + JIB 100 X-3	31,9	∞	2643	2509	1363	5224
E-5 + JIB 100 X-4	31,9	∞	2643	2509	1363	5283
E-6	31,4	∞	2427	2505	1374	4440
E-6 + JIB 70 X-3	31,4	∞	2712	2505	1374	5183
E-6 + JIB 70 X-4	31,4	∞	2712	2505	1374	5255
E-7	30,8	∞	2427	2505	1401	4609
E-8	30,4	∞	2424	2503	1400	4732



HIAB X-362 HIPRO

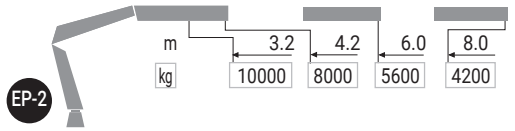

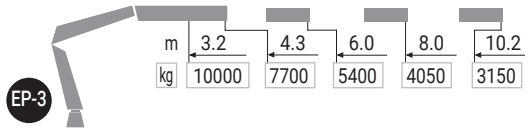

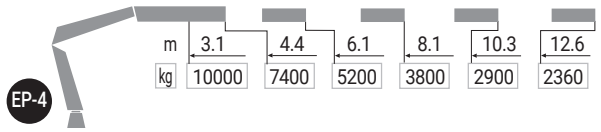

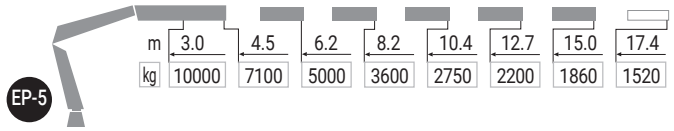

MODEL	txm	(°)	mm	mm	mm	kg
EP-2	33,5	420	2380	2495	1120	3609
EP-3	32,8	420	2380	2495	1198	3819
EP-4	32,1	420	2380	2497	1239	4023
EP-5	31,6	420	2380	2497	1239	4181



HIAB X-408 HIPRO

E-4

m	3.6	4.3	5.9	7.8	9.6	11.6
kg	10000	8600	6200	4550	3650	3000

E-5

m	3.5	4.4	6.0	7.9	9.7	11.7	13.8
kg	10000	8300	5900	4300	3400	2800	2340

E-6

m	3.5	4.5	6.1	7.9	9.8	11.8	13.9	16.1
kg	10000	8000	5600	4150	3200	2550	2140	1820

E-7

m	3.4	4.6	6.2	8.0	9.9	11.9	14.0	16.2	18.5
kg	10000	7700	5400	3950	3000	2380	1940	1640	1420

E-8

m	3.2	4.7	6.3	8.1	10.0	12.0	14.1	16.3	18.6	20.9	22.4
kg	10000	7400	5200	3750	2850	2240	1800	1500	1280	1140	1000

E-4 Jib 100 X-2

m	14,7	16,1	17,4
kg	1640	1460	1360

E-4 Jib 100 X-3

m	14,8	16,1	17,5	19,0
kg	1540	1380	1260	1160

E-4 Jib 100 X-4

m	14,7	15,9	17,1	18,5	20,0
kg	1480	1360	1220	1120	970

E-4 Jib 100 X-5

m	14,7	15,8	17,1	18,4	19,9	21,4
kg	1540	1400	1280	1180	930	770

E-5 Jib 70 X-3

m	16,8	18,4	20,1	21,9
kg	1360	1220	1080	810

E-5 Jib 70 X-4

m	16,9	18,5	20,1	22,0	23,9	25,8
kg	1280	1140	1000	730	580	270

E-5 Jib 100 X-2

m	16,8	18,2	19,5
kg	1160	1060	980

E-5 Jib 100 X-3

m	16,9	18,2	19,6	21,1
kg	1080	970	900	830

E-5 Jib 100 X-4

m	16,8	18,0	19,2	20,6	22,1
kg	1020	930	850	780	720

E-5 Jib 100 X-5

m	16,8	17,9	19,2	20,5	22,0	23,5
kg	970	880	800	730	680	630

E-6 Jib 70 X-3

m	18,9	20,5	22,2	24,0
kg	950	860	780	720

E-6 Jib 70 X-4

m	19,0	20,6	22,2	24,1	26,0	27,9
kg	880	780	710	640	580	270

MODEL	txm	(°)	mm	mm	mm	kg
E-4	37,2	∞	2458	2501	1324	4256
E-4 JIB 100 X-2	37,2	∞	2655	2501	1404	5113
E-4 JIB 100 X-3	37,2	∞	2655	2501	1404	5204
E-4 JIB 100 X-4	37,2	∞	2655	2501	1404	5264
E-4 JIB 100 X-5	37,2	∞	2655	2501	1404	5331
E-5	36,6	∞	2458	2501	1365	4459
E-5 JIB 70 X-3	36,6	∞	2717	2501	1404	5205
E-5 JIB 70 X-4	36,6	∞	2717	2501	1404	5277
E-5 JIB 100 X-2	36,6	∞	2656	2501	1404	5323
E-5 JIB 100 X-3	36,6	∞	2656	2501	1404	5414
E-5 JIB 100 X-4	36,0	∞	2655	2501	1404	5474
E-5 JIB 100 X-5	36,0	∞	2655	2501	1404	5541
E-6	36,0	∞	2458	2501	1380	4648
E-6 JIB 70 X-3	36,0	∞	2722	2501	1404	5391
E-6 JIB 70 X-4	36,0	∞	2722	2501	1404	5463
E-7	35,5	∞	2458	2501	1406	4823
E-8	35,1	∞	2458	2542	1406	4955



HIAB X-418 HIPRO

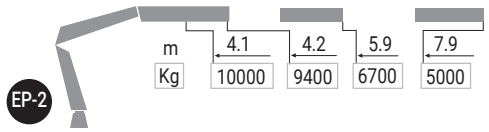

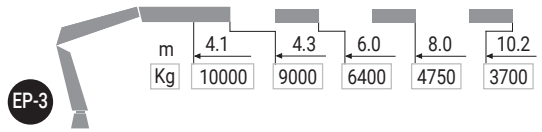

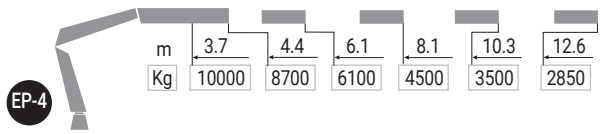

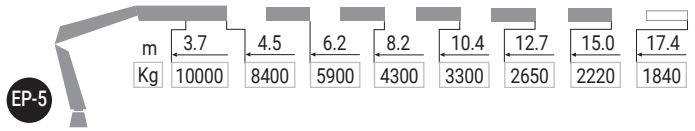

MODEL	txm	(°)	mm	mm	mm	kg
EP-2	39,7	∞	2458	2503	1305	3772
EP-3	39,0	∞	2458	2503	1373	3992
EP-4	38,3	∞	2458	2503	1403	4207
EP-5	37,8	∞	2458	2503	1403	4375



HIAB X-548 HIPRO

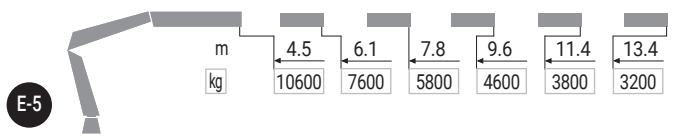

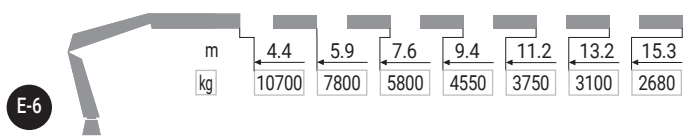

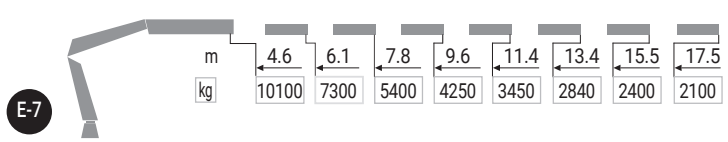

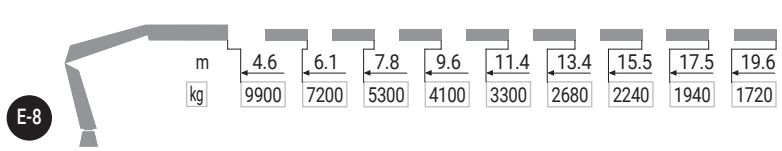

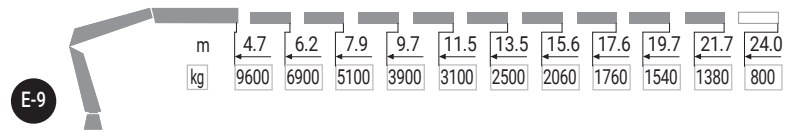

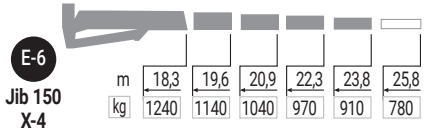

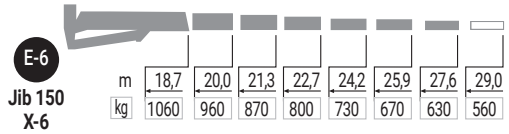

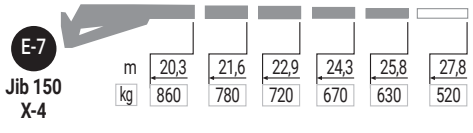

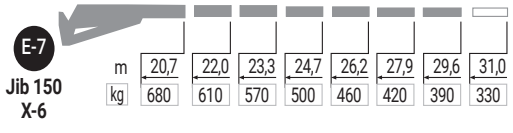

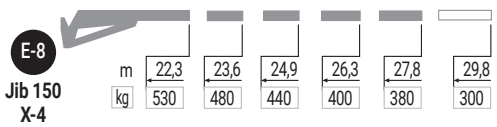

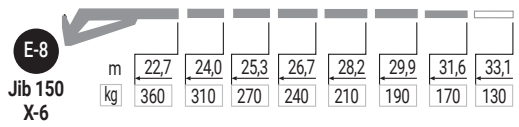

MODEL	txm	(°)	mm	mm	mm	kg
E-4	48,6	∞	2490	2550	1527	5259
E-5	47,9	∞	2490	2550	1653	5561
E-6	47,1	∞	2490	2550	1653	5745
E-6 JIB 150 X-4	47,1	∞	2642	2526	1758	6958
E-6 JIB 150 X-6	47,1	∞	2642	2526	1758	7127
E-7	46,5	∞	2490	2550	1653	5968
E-7 JIB 150 X-4	46,5	∞	2653	2526	1775	7178
E-7 JIB 150 X-6	46,5	∞	2653	2526	1775	7347
E-8	45,8	∞	2490	2550	1653	6161
E-8 JIB 150 X-4	45,8	∞	2637	2526	1783	7376
E-8 JIB 150 X-6	45,8	∞	2637	2526	1783	7545
E-9	45,3	∞	2490	2548	1698	6342



HIAB X-558 HIPRO

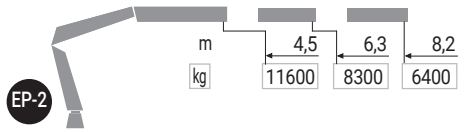

EP-2

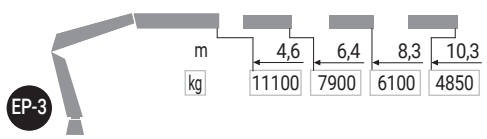

EP-3

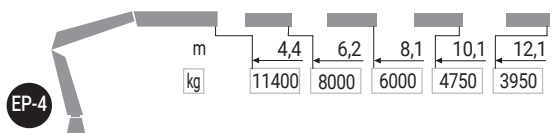

EP-4

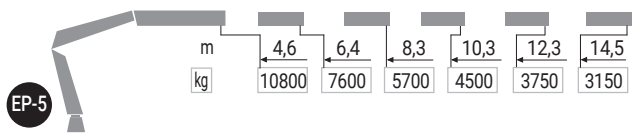

EP-5

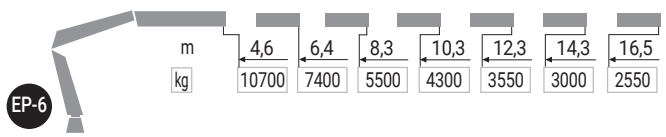

EP-6

MODEL	txm	(°)	mm	mm	mm	kg
EP-2	52,3	∞	2488	2546	1467	4564
EP-3	50,9	∞	2488	2546	1467	4814
EP-4	50,1	∞	2488	2546	1467	5002
EP-5	49,6	∞	2488	2546	1467	5215
EP-6	49,2	∞	2555	2546	1525	5458



HIAB X-638 HIPRO

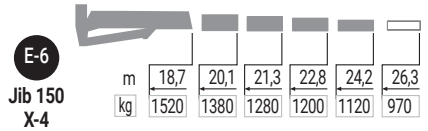

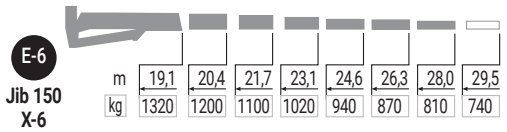

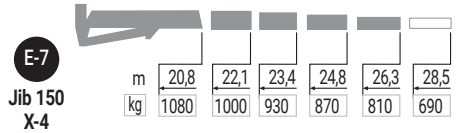

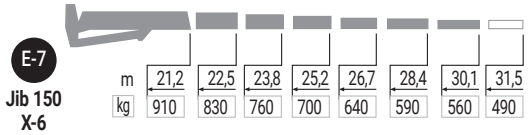

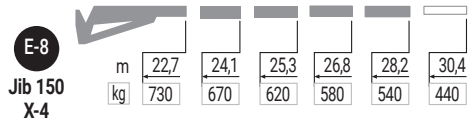

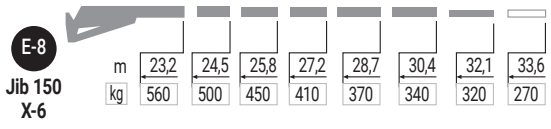

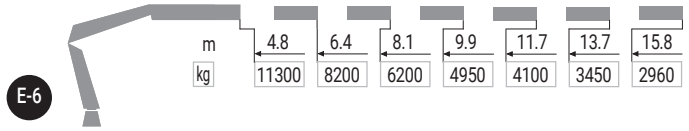

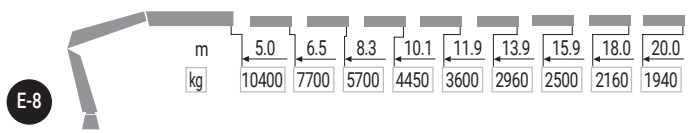

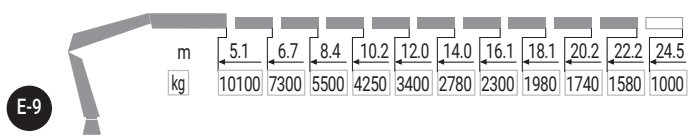

MODEL	txm	(°)	mm	mm	mm	kg
E-6	54,0	∞	2508	2527	1600	6630
E-8	52,3	∞	2508	2527	1669	7078
E-9	51,7	∞	2550	2534	1669	7277
E-6 JIB 150 X-4	54,0	∞	2673	2550	1840	7750
E-6 JIB 150 X-6	54,0	∞	2673	2550	1840	7919
E-7 JIB 150 X-4	53,2	∞	2669	2550	1833	8042
E-7 JIB 150 X-6	53,2	∞	2669	2550	1833	8180
E-8 JIB 150 X-4	52,3	∞	2673	2550	1840	8254
E-8 JIB 150 X-6	52,3	∞	2673	2550	1840	8350



HIAB X-658 HIPRO

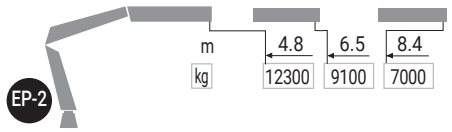

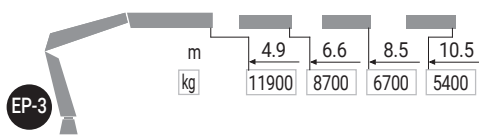

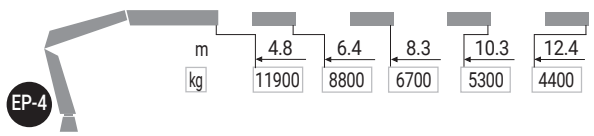

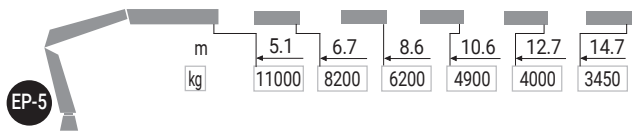

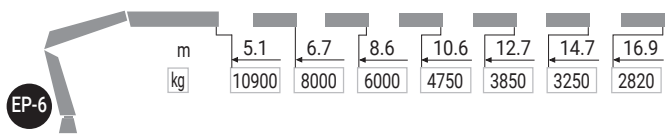

MODEL	txm	(°)	mm	mm	mm	kg
EP-2	58,9	∞	2508	2527	1524	5625
EP-3	58,1	∞	2508	2527	1524	5899
EP-4	57,1	∞	2508	2527	1524	6065
EP-5	56,2	∞	2587	2550	1589	6378
EP-6	55,5	∞	2579	2550	1595	6560



HIAB iQ.708 HIPRO *

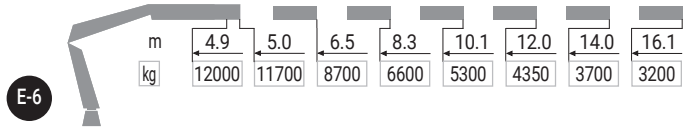

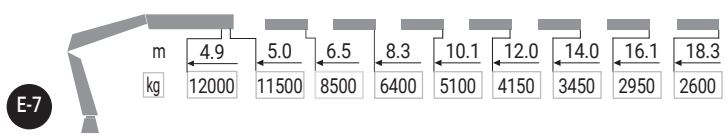

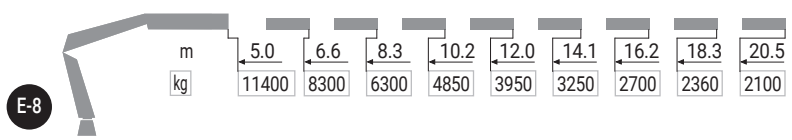

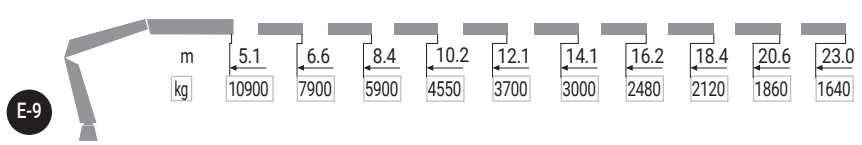

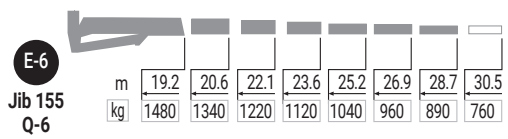

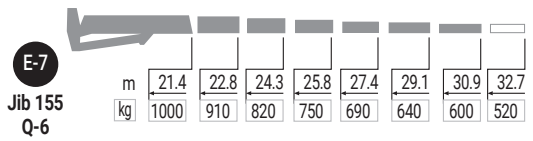

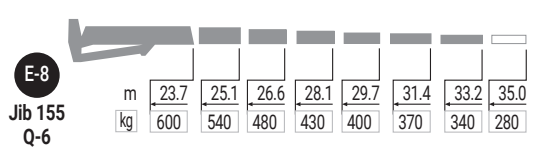

MODEL	txm	(°)	mm	mm	mm	kg
E-6	58,5	∞	2513	2544	1761	6655
E-6 JIB 155 Q-6	58,8	∞	2715	2546	2097	8078
E-7	57.5	∞	2513	2544	1761	6915
E-7 JIB 155 Q-6	58,8	∞	2715	2546	2097	8338
E-8	57,0	∞	2513	2544	1761	7101
E-8 JIB 155 Q-6	58,8	∞	2715	2546	2097	8519
E-9	55,6	∞	2513	2544	1761	7327

* All load charts and table data are preliminary



HIAB X-858 HIPRO

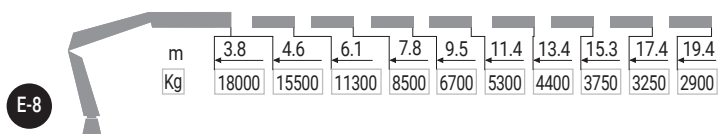

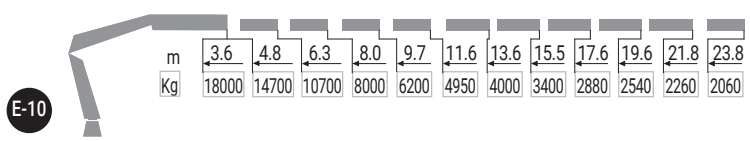

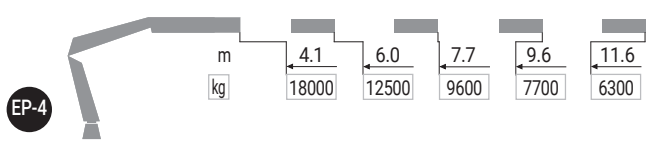

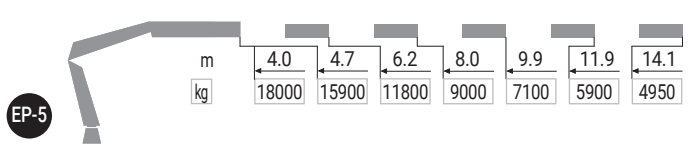

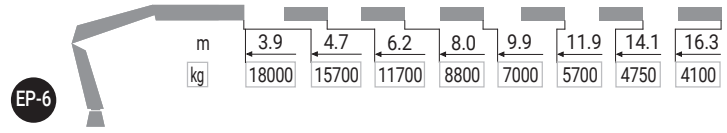

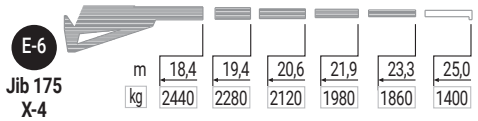

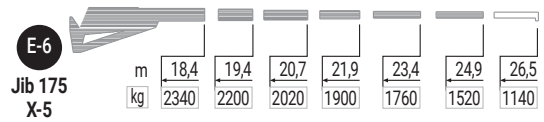



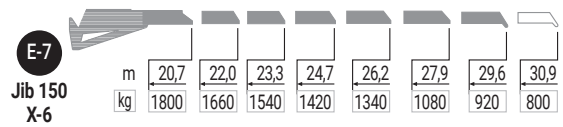

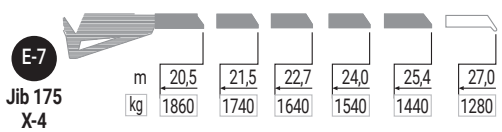

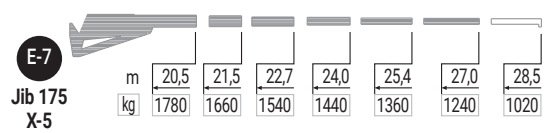

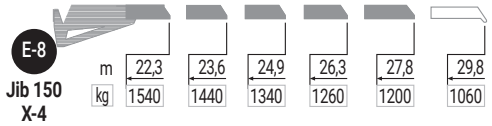

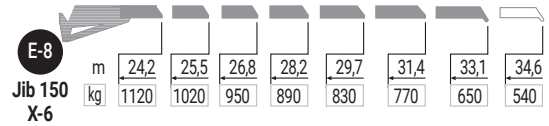

MODEL	txm	(°)	mm	mm	mm	kg
E-6	73,1	∞	2507	2538	1665	8047
E-6 JIB 175 X-4	73,1	∞	2690	2538	1813	9395
E-6 JIB 175 X-5	73,1	∞	2690	2538	1813	9480
E-7 JIB 150 X-4	72,4	∞	2733	2538	1903	9544
E-7 JIB 150 X-6	72,4	∞	2733	2538	1903	9781
E-7 JIB 175 X-4	72,4	∞	2690	2538	1903	9650
E-7 JIB 175 X-5	72,4	∞	2690	2538	1903	9834
E-8	71,5	∞	2507	2538	1730	8559
E-8 JIB 150 X-4	71,5	∞	2734	2538	1923	9778
E-8 JIB 150 X-6	71,5	∞	2734	2538	1923	10015
EP-4	75,4	∞	2507	2538	1568	7284
EP-5	74,5	∞	2588	2538	1585	7629
EP-6	73,9	∞	2589	2538	1585	7812



HIAB iQ.958 HIPRO

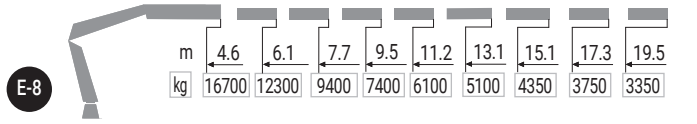

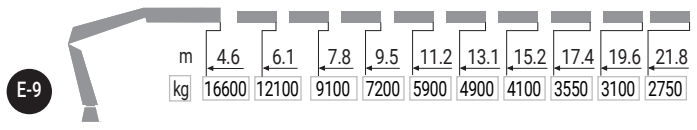

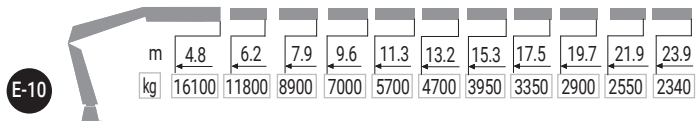

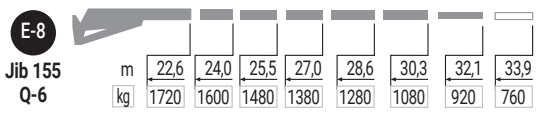

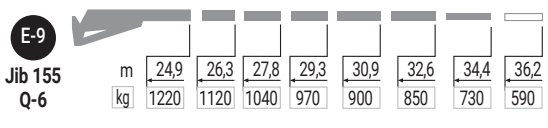

MODEL	txm	(°)	mm	mm	mm	kg
E-8	76,9	∞	2507	2543	1817	8803
E-8 JIB 155 Q-6	76,9	∞	2730	2543	2005	10187
E-9	76,4	∞	2507	2543	1847	9014
E-9 JIB 155 Q-6	76,4	∞	2730	2543	2095	10406
E-10	75,7	∞	2507	2543	1847	9189



HIAB X-1058 HIPRO

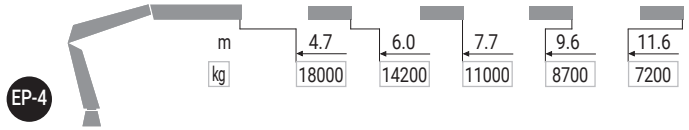

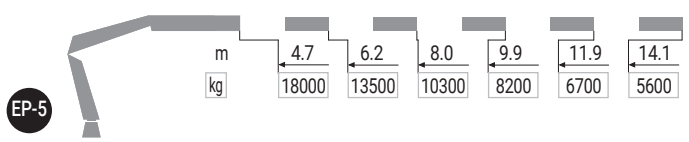

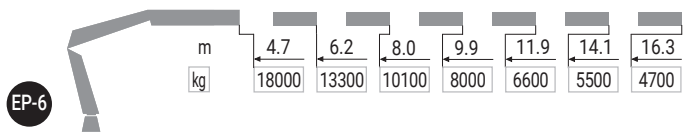

MODEL	txm	(°)	mm	mm	mm	kg
EP-4	85,7	∞	2507	2538	1568	7688
EP-5	84,7	∞	2588	2538	1585	8069
EP-6	84,1	∞	2589	2538	1585	8252



HIAB iQ.1188 HIPRO

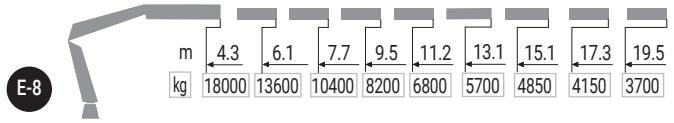

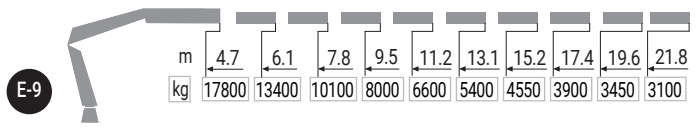

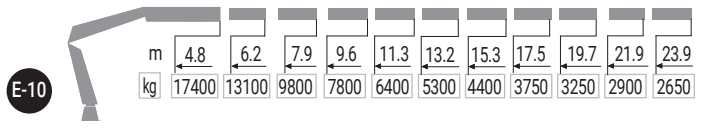

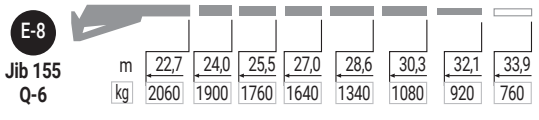

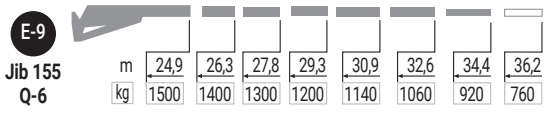

MODEL	txm	(°)	mm	mm	mm	kg
E-8	85,1	∞	2507	2543	1817	9069
E-9	84,1	∞	2507	2543	1847	9280
E-10	83,6	∞	2507	2543	1847	9455
E-8 JIB 155 Q-6	85,1	∞	2730	2543	2005	10386
E-9 JIB 155 Q-6	84,1	∞	2730	2543	2095	10604



HIAB K-285 HIPRO

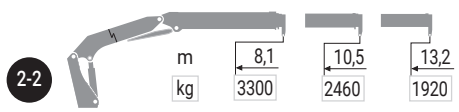

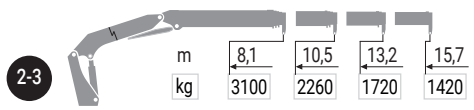



HIAB K-425 HIPRO

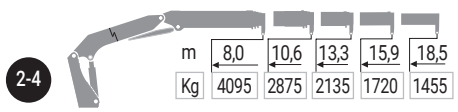



HIAB K-515 HIPRO



HIAB eX.195L HIPRO

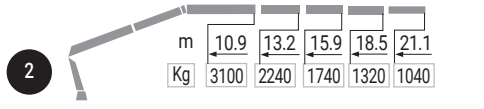

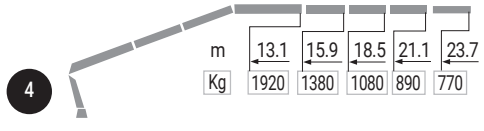

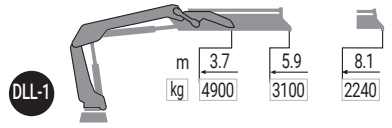

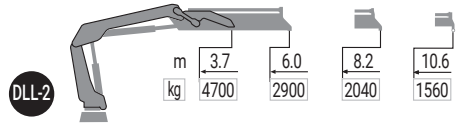

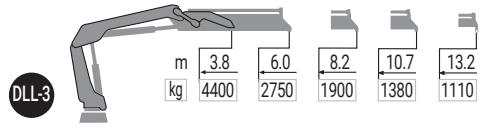

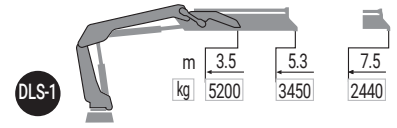

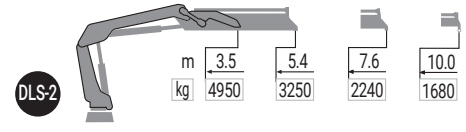

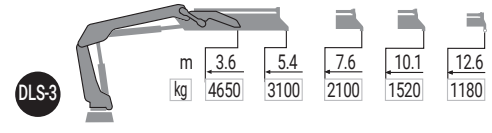

MODEL	txm	(°)	kg
DLL-1	18,0	415	2196
DLL-2	17,4	415	2386
DLL-3	16,7	415	2576
DLS-1	18,3	415	2196
DLS-2	17,5	415	2386
DLS-3	16,9	415	2576



HIAB eX.235L HIPRO



HIAB S-130 HIPRO

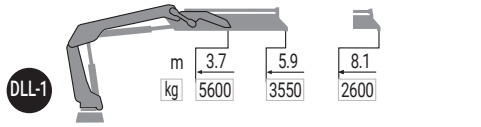

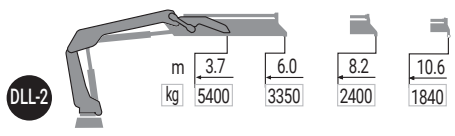

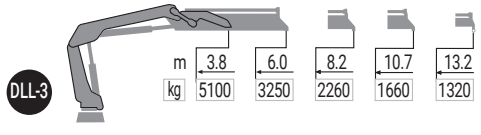

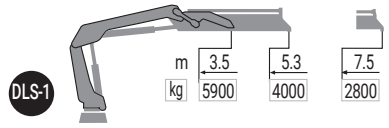

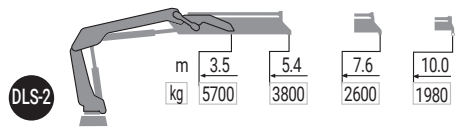

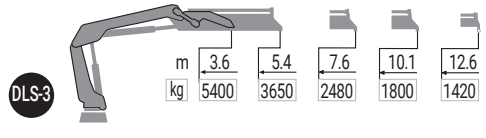

MODEL	txm	(°)	kg
DLL-1	21,1	415	2206
DLL-2	20,2	415	2396
DLL-3	19,5	415	2586
DLS-1	21,1	415	2206
DLS-2	20,4	415	2406
DLS-3	19,7	415	2586

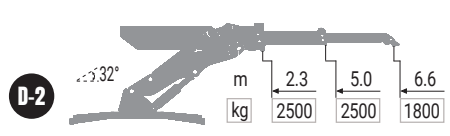



HIAB S-230 W HIPRO

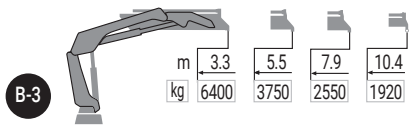

HIDUO

EN

HIDUO control system is the best price-performance remote controlled system you can choose, assuring high levels of safety matched to many functions that make any job easy.
You get the most out of the crane's handling at an ideal purchasing and operating cost.

- CE marked
- Remote controlled system
- Advanced optional functions:
  SAF, LSS-V, LSS-H

Semi Automatic Folding

LSS-V Load Stability System

ADC

IT

HIDUO
Con il sistema di controllo HIDUO accedi al sistema radiocomandato che offre il miglior rapporto tra prezzo e prestazioni e che garantisce livelli elevati di sicurezza, abbinati a numerose funzionalità che semplificano qualsiasi lavoro. Otterrai il massimo dalla movimentazione della gru con un costo d'acquisto e operativo ideale.

- Marchio CE
- Sistema telecomandato
- Funzionalità opzionali avanzate:
  SAF, LSS-V, LSS-H

FR

HIDUO
Le système de commande HiDuo est le système offrant le meilleur rapport prix/performance que vous puissiez choisir. Il garantit des niveaux de sécurité élevés, adaptés à de nombreuses fonctions qui simplifient tout type de tâche. Vous bénéficiez de la plupart des fonctions de manutention de la grue pour un prix d'achat et des coûts d'exploitation avantageux.

- Marquage CE
- Commande à distance
- Fonctions avancées en option:
  SAF, LSS-V, LSS-H

ES

HIDUO
El sistema de control HiDuo es el sistema de control remoto con mejor relación precio-rendimiento que puede elegir, y le garantiza altos niveles de seguridad adaptados a muchas funciones, lo que facilita cualquier trabajo. Obtendrá el máximo rendimiento de la manipulación de la grúa a un coste de compra y operativo ideal.

- Marcado CE
- Sistema de control remoto
- Funciones opcionales avanzadas:
  SAF, LSS-V, LSS-H

SE

HIDUO
Styrsystemet HiDuo är det bästa fjärrstyrda systemet du kan välja sett till förhållandet mellan pris och prestanda. Du får garanterat höga säkerhetsnivåer som matchas av många funktioner som gör alla typer av jobb enklare. Kort sagt får du ut mesta möjliga av kranens drift till en mycket prisvärd inköps- och driftskostnad.

- CE-märkt
- Fjärrstyrt system
- Avancerade tillvalsfunktioner:
  SAF, LSS-V, LSS-H

DE

HIDUO
Das HiDuo-Steuerungssystem bietet das beste Preis-Leistungs-Verhältnis und ein hohes Maß an Sicherheit. Seine vielen Funktionen erleichtern jede Aufgabe, sodass Sie Ihren Kran zu idealen Einkaufs- und Betriebskosten optimal einsetzen können.

- Mit CE-Kennzeichnung
- Fernsteuerungssystem
- Hochmoderne optionale Funktionen: SAF (Halbautomatisches Zusammenklappen), LSS-V (Laststabilitätssystem für vertikale Bewegungen), LSS-H (Laststabilitätssystem für horizontale Bewegungen)



HIAB X-046 HIDUO

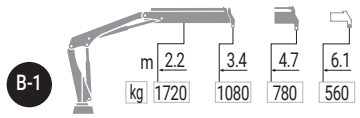

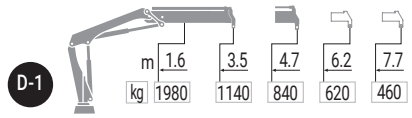

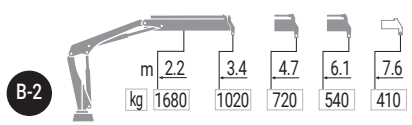

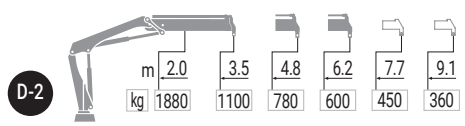

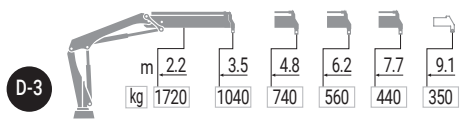

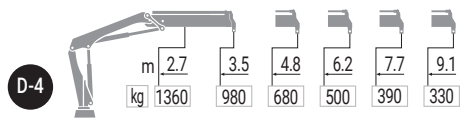

MODEL	txm	(°)	mm	mm	mm	kg
B-1	3,7	380	1610	1890	535	450
B-2	3,5	380	1610	1900	535	500
D-1	4,0	380	1610	1890	535	450
D-2	3,8	380	1610	1890	535	495
D-3	3,8	380	1610	1890	580	540
D-4	3,7	380	1610	1890	600	575



HIAB X-062 HIDUO

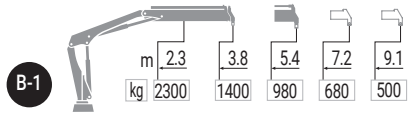

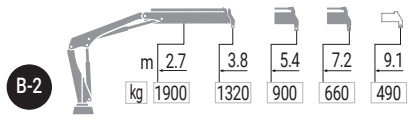

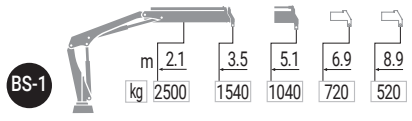

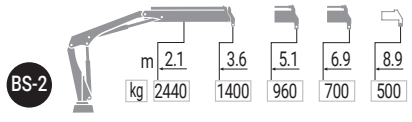

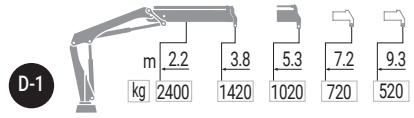

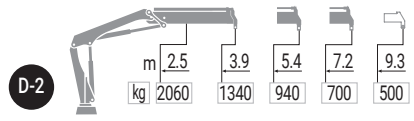

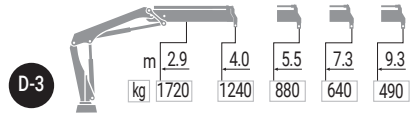

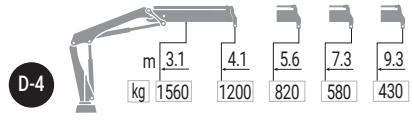

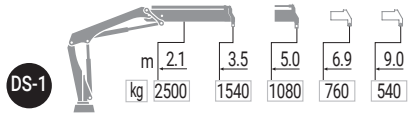

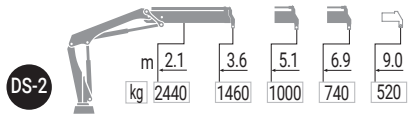

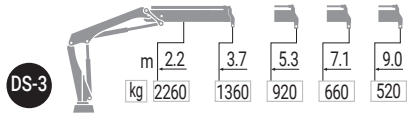

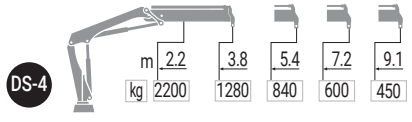

MODEL	txm	(°)	mm	mm	mm	kg
B-1	5,3	410	1900	2075	565	835
B-2	5,0	410	1900	2160	565	915
BS-1	5,4	410	1900	2075	565	835
BS-2	5,0	410	1900	2160	565	915
D-1	5,4	410	1900	1935	650	845
D-2	5,2	410	1900	2015	650	925
D-3	5,0	410	1900	2150	650	985
D-4	4,8	410	1900	2170	650	1055
DS-1	5,4	410	1900	1935	650	845
DS-2	5,3	410	1900	2015	650	915
DS-3	5,0	410	1900	2150	650	985
DS-4	4,9	410	1900	2170	650	1045



HIAB X-072 HIDUO

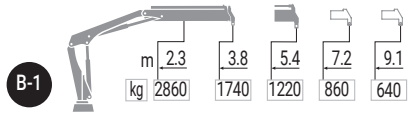

B-1

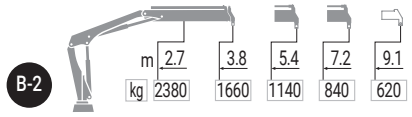

B-2

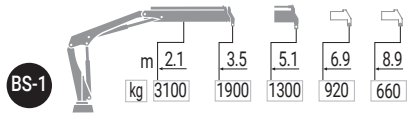

BS-1

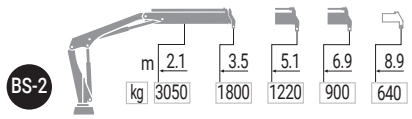

BS-2

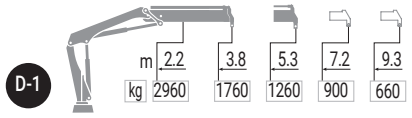

D-1

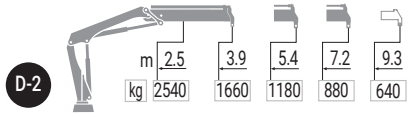

D-2

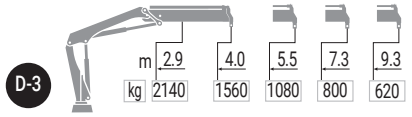

D-3

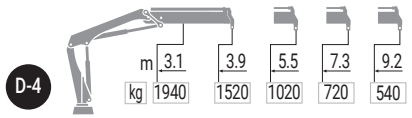

D-4

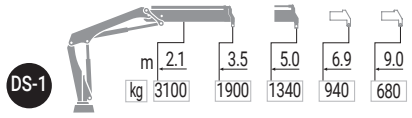

DS-1

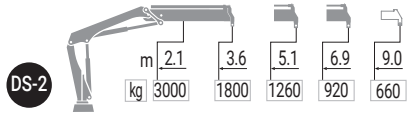

DS-2

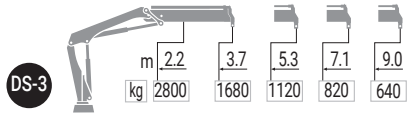

DS-3

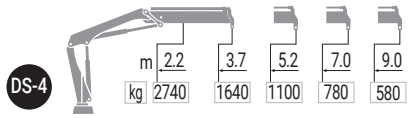

DS-4

MODEL	txm	(°)	mm	mm	mm	kg
B-1	6,6	410	1900	2075	565	875
B-2	6,3	410	1900	2160	565	955
BS-1	6,6	410	1900	2075	565	865
BS-2	6,3	410	1900	2160	565	945
D-1	6,7	410	1900	1935	650	895
D-2	6,5	410	1900	2015	650	975
D-3	6,2	410	1900	2150	650	1055
D-4	5,9	410	1900	2170	650	1125
DS-1	6,6	410	1900	1935	650	895
DS-2	6,5	410	1900	2015	650	975
DS-3	6,1	410	1900	2150	650	1055
DS-4	6,1	410	1900	2170	650	1115



HIAB X-082 HIDUO

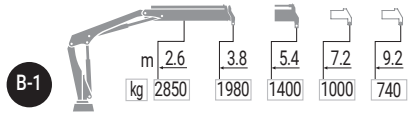

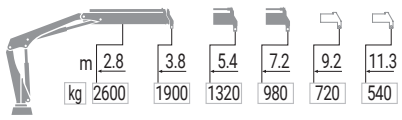

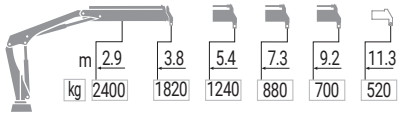

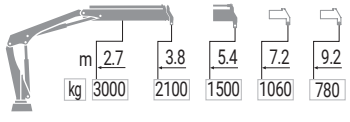

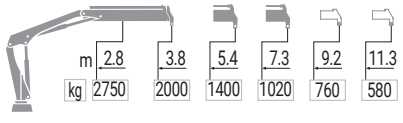

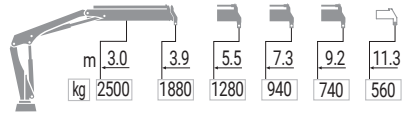

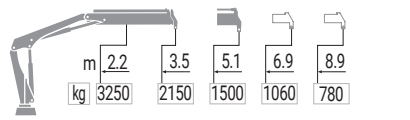

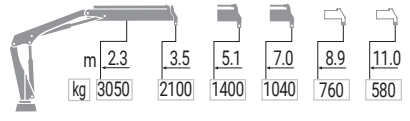

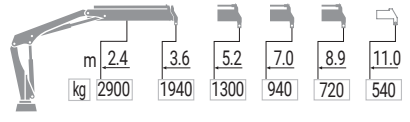

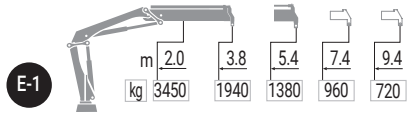

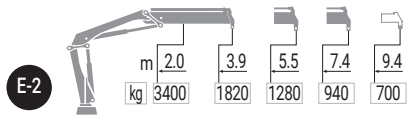

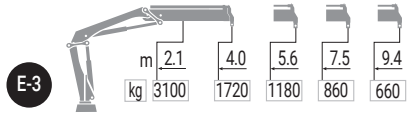

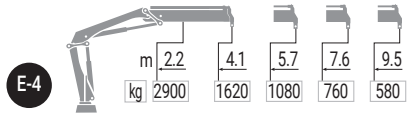

MODEL	txm	(°)	mm	mm	mm	kg
B-1	7,5	406	1900	2060	750	875
B-2	7,2	406	1900	2140	750	970
B-3	6,9	406	1900	2190	750	1060
BN-1	8,1	406	2000	2060	750	885
BN-2	7,6	406	2000	2140	750	980
BN-3	7,3	406	2000	2190	750	1070
BNS-1	8,1	406	2000	2060	750	875
BNS-2	7,6	406	2000	2140	750	970
BNS-3	7,3	406	2000	2190	750	1060
BS-1	7,5	406	1900	2060	750	865
BS-2	7,2	406	1900	2140	750	960
BS-3	6,9	406	1900	2190	750	1050
E-1	7,3	406	1900	2030	750	875
E-2	7,1	406	1900	2140	750	970
E-3	6,8	406	1900	2165	800	1060
E-4	6,6	406	1900	2345	750	1140
ES-1	7,4	406	1900	2030	750	865
ES-2	7,1	406	1900	2140	750	960
ES-3	6,9	406	1900	2165	800	1050
ES-4	6,7	406	1900	2345	750	1130



HIAB X-092 HIDUO

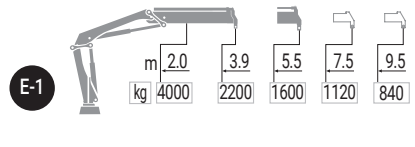

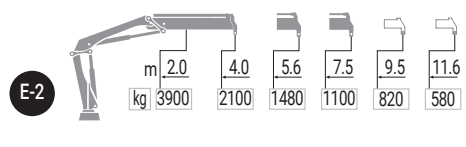

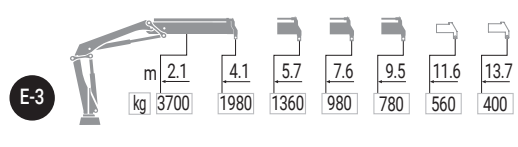

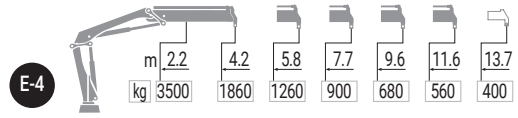

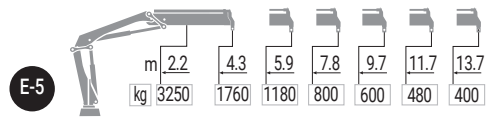

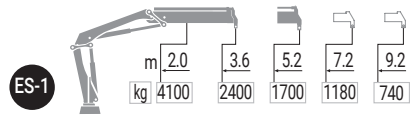

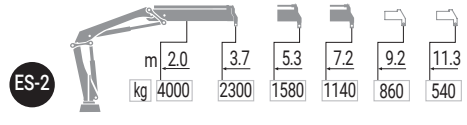

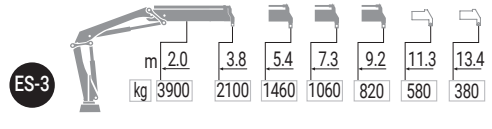

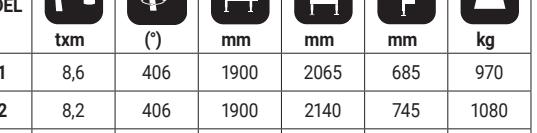

MODEL	txm	(°)	mm	mm	mm	kg
B-1	8,6	406	1900	2065	685	970
B-2	8,2	406	1900	2140	745	1080
B-3	7,9	406	1900	2190	765	1170
BS-1	8,7	406	1900	2065	750	960
BS-2	8,3	406	1900	2140	745	1070
BS-3	7,9	406	1900	2190	765	1160
E-1	8,8	406	2000	2020	750	970
E-2	8,5	406	2000	2100	750	1080
E-3	8,2	406	2000	2135	800	1170
E-4	7,9	406	2000	2320	750	1260
E-5	7,2	406	2000	2375	785	1340
ES-1	8,8	406	2000	2020	750	960
ES-2	8,5	406	2000	2100	750	1070
ES-3	8,2	406	2000	2135	800	1160
ES-4	8,0	406	2000	2320	750	1250
ES-5	7,7	406	2000	2375	785	1330



HIAB X-108 HIDUO

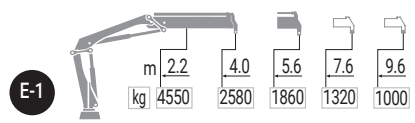

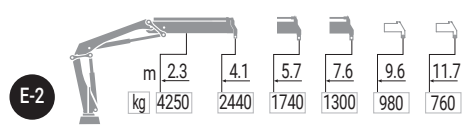

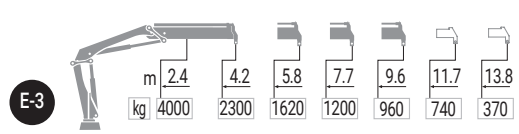

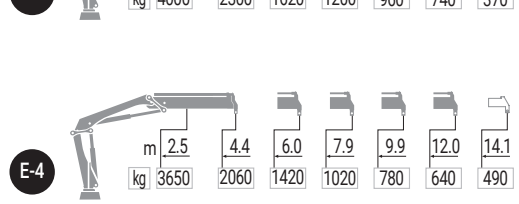

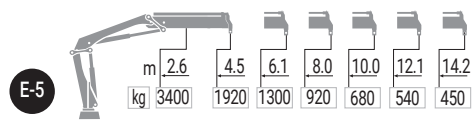

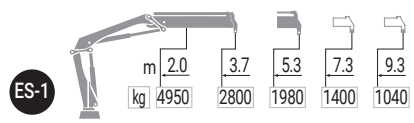

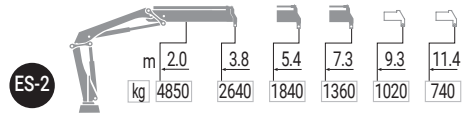

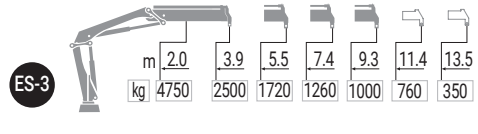

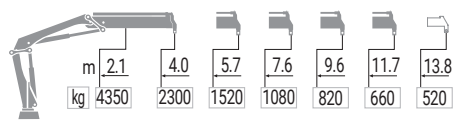

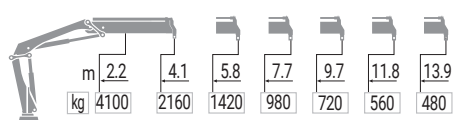

MODEL	txm	(°)	mm	mm	mm	kg
B-1	9,9	406	2100	2135	750	1040
B-2	9,5	406	2100	2225	750	1140
B-3	9,2	406	2100	2280	770	1230
BS-1	10,0	406	2100	2135	750	1020
BS-2	9,6	406	2100	2225	750	1130
BS-3	9,3	406	2100	2280	770	1220
E-1	10,3	406	2100	2025	750	1100
E-2	10,0	406	2100	2105	750	1200
E-3	9,7	406	2100	2140	810	1300
E-4	9,1	406	2100	2300	750	1480
E-5	8,7	406	2100	2400	808	1580
ES-1	10,4	406	2100	2025	750	1090
ES-2	10	406	2100	2105	750	1190
ES-3	9,8	406	2100	2140	810	1290
ES-4	9,2	406	2100	2300	750	1460
ES-5	8,9	406	2100	2400	808	1560



HIAB X-118 HIDUO

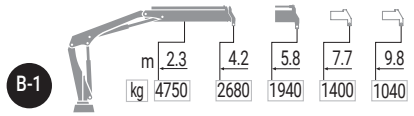

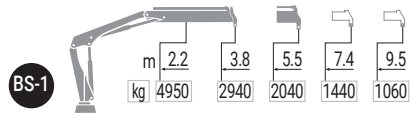

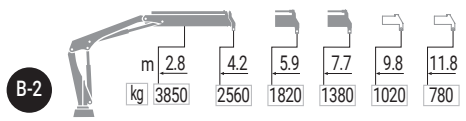

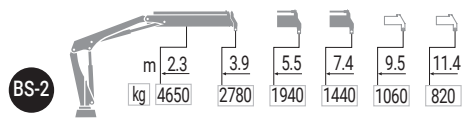

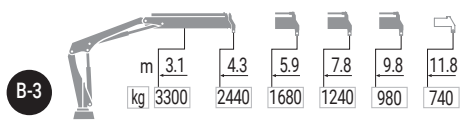

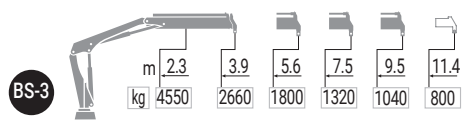

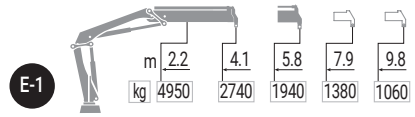

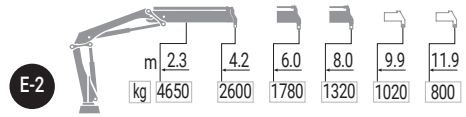

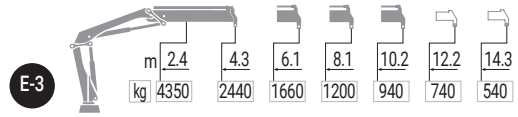

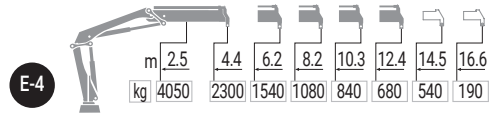



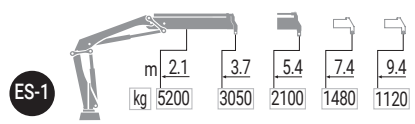

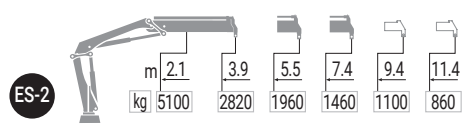

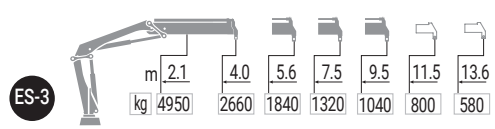

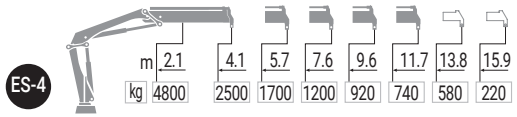

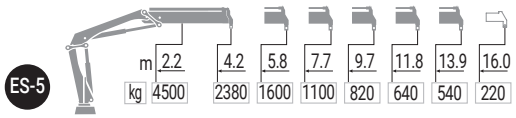

MODEL	txm	(°)	mm	mm	mm	kg
B-1	11,2	406	2170	2160	750	1080
B-2	10,7	406	2170	2250	750	1200
B-3	10,3	406	2170	2295	785	1300
BS-1	11,2	406	2170	2160	750	1070
BS-2	10,8	406	2170	2250	750	1180
BS-3	10,4	406	2170	2295	785	1290
D-1	11,4	406	2169	2149	736	1290
D-2	11,0	406	2169	2223	852	1420
D-3	10,5	406	2169	2381	852	1540
D-4	10,1	406	2169	2391	852	1650
D-5	9,7	406	2169	2466	852	1750
E-1	11,3	406	2170	2226	750	1260
E-2	10,9	406	2170	2231	750	1380
E-3	10,5	406	2170	2390	792	1510
E-4	10,1	406	2170	2392	750	1620
E-5	9,9	406	2170	2486	808	1730
ES-1	12,1	406	2170	2060	750	1240
ES-2	11,0	406	2170	2167	750	1360
ES-3	10,6	406	2170	2315	792	1490
ES-4	10,3	406	2170	2318	750	1600
ES-5	10,0	406	2170	2412	808	1710



HIAB iX.138 HIDUO

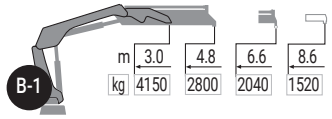

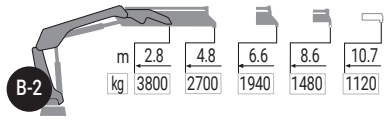

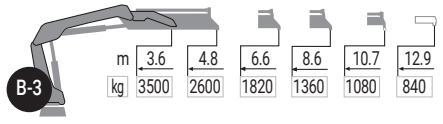

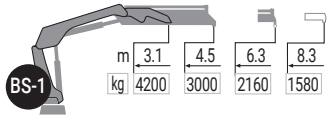

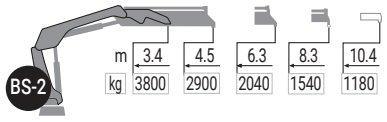

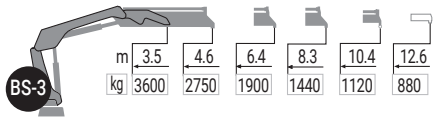

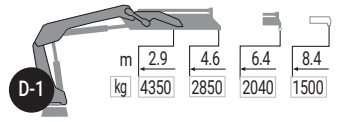

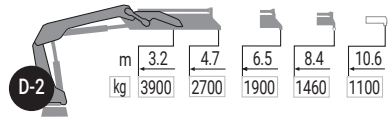

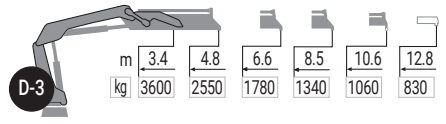

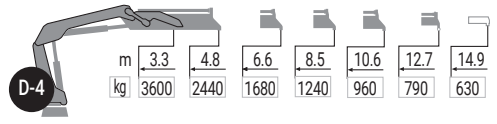



MODEL	txm	(°)	mm	mm	mm	kg
B-1	13,5	415	2264	2476	839	1586
B-2	13,0	415	2264	2476	839	1706
B-3	12,6	415	2264	2476	942	1836
BS-1	13,6	415	2264	2476	839	1576
BS-2	13,1	415	2264	2476	839	1706
BS-3	12,6	415	2264	2476	942	1826
BBS-2	13,2	415	2264	2476	839	1666
D-1	13,0	415	2286	2351	910	1666
D-2	12,6	415	2286	2351	910	1786
D-3	12,2	415	2286	2351	926	1916
D-4	11,7	415	2286	2868	910	2026
D-5	11,4	415	2286	2493	926	2146

Continues on next page



HIAB iX.138 HIDUO

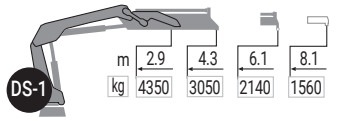

DS-1

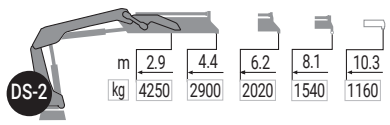

DS-2

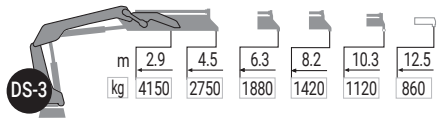

DS-3

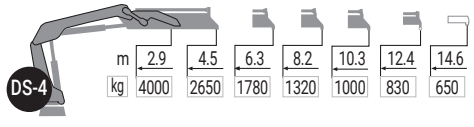

DS-4

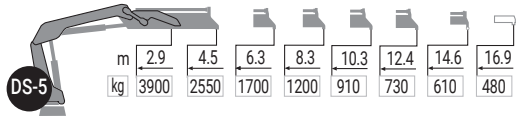

DS-5

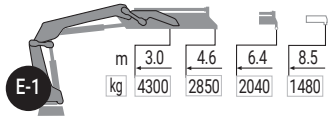

E-1

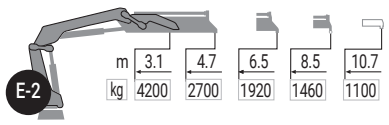

E-2

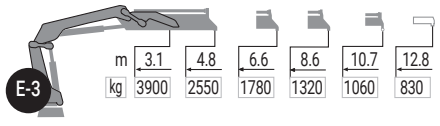

E-3

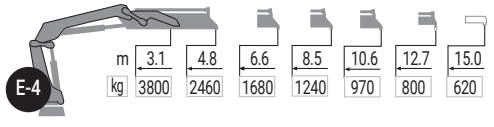

E-4



E-5

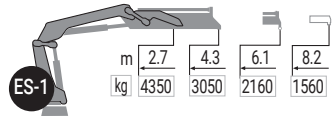

ES-1

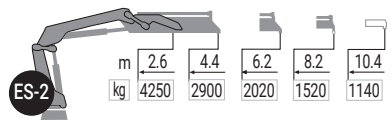

ES-2

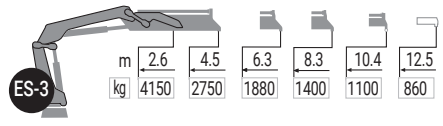

ES-3

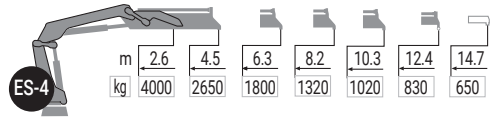

ES-4

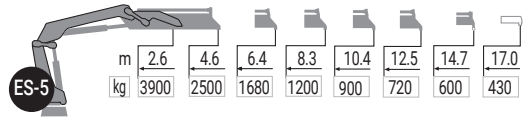

ES-5

MODEL	txm	(°)	mm	mm	mm	kg
DS-1	13,1	415	2286	2351	910	1656
DS-2	12,7	415	2286	2351	910	1776
DS-3	12,3	415	2286	2351	926	1906
DS-4	11,9	415	2286	2468	910	2026
DS-5	11,5	415	2286	2493	926	2136
E-1	13,1	415	2286	2462	826	1746
E-2	12,6	415	2286	2462	826	1866
E-3	12,2	415	2286	2462	927	1986
E-4	11,8	415	2286	2459	825	2106
E-5	11,4	415	2286	2490	931	2216
ES-1	13,1	415	2286	2462	826	1736
ES-2	12,7	415	2286	2462	826	1856
ES-3	12,3	415	2286	2462	927	1976
ES-4	11,9	415	2286	2459	825	2096
ES-5	11,5	415	2286	2490	931	2206



HIAB iX.158 HIDUO

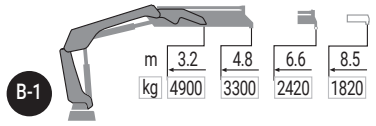

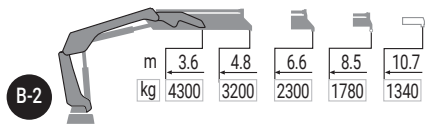

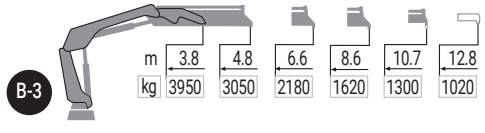

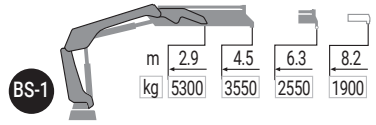

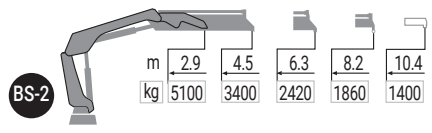

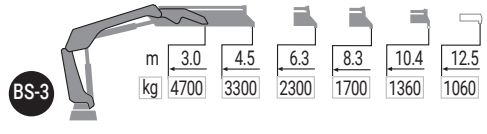

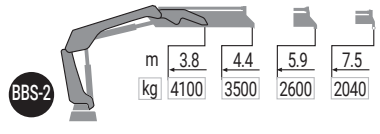

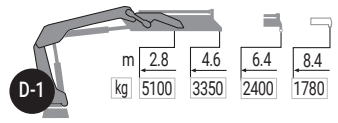

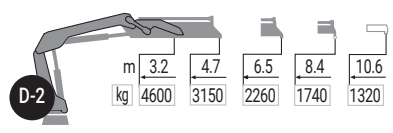

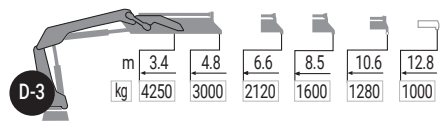

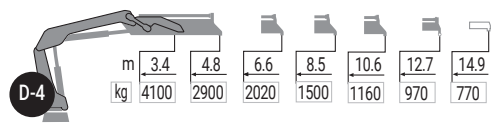

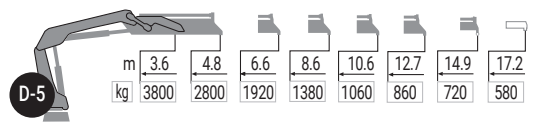

MODEL	txm	(°)	mm	mm	mm	kg
B-1	15,9	415	2264	2458	839	1636
B-2	15,4	415	2264	2458	839	1766
B-3	15,0	415	2264	2476	942	1896
BS-1	16,0	415	2264	2458	839	1626
BS-2	15,4	415	2264	2458	839	1756
BS-3	14,9	415	2264	2476	942	1886
BBS-2	15,6	415	2264	2458	839	1706
D-1	15,4	415	2286	2351	910	1686
D-2	14,9	415	2286	2351	910	1816
D-3	14,4	415	2286	2351	926	1946
D-4	14,0	415	2286	2868	910	2066
D-5	13,6	415	2286	2493	926	2196

Continues on next page



HIAB iX.158 HIDUO

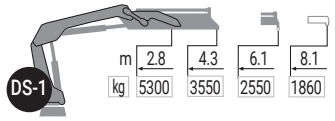

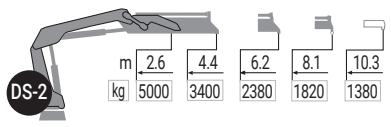

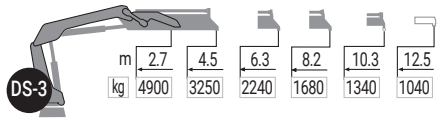

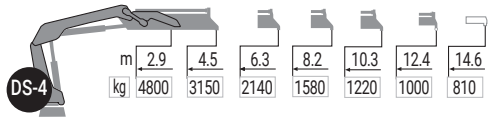

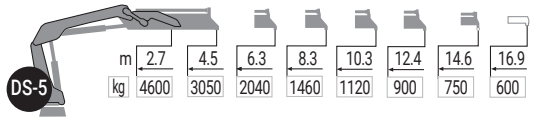

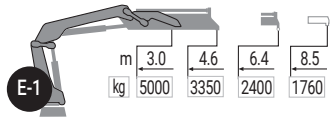

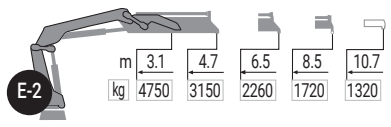

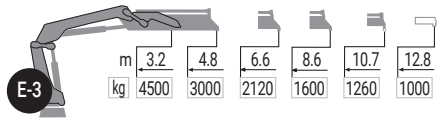

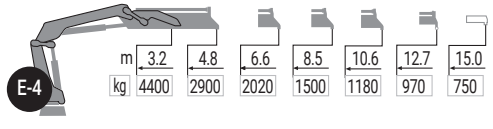

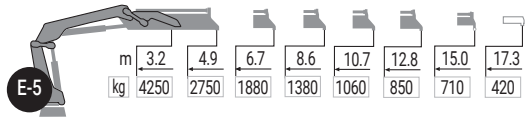

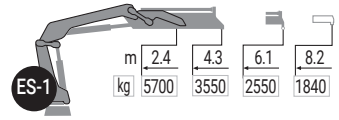

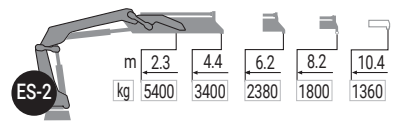

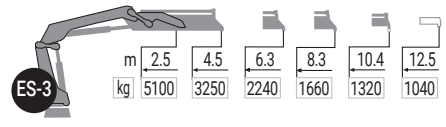

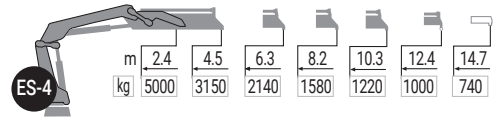

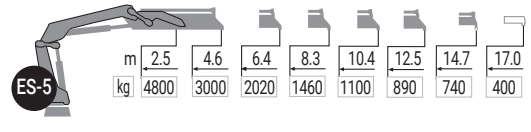

MODEL	txm	(°)	mm	mm	mm	kg
DS-1	15,4	415	2286	2351	910	1676
DS-2	14,9	415	2286	2351	910	1806
DS-3	14,5	415	2286	2351	926	1936
DS-4	14,1	415	2286	2468	910	2066
DS-5	13,7	415	2286	2493	926	2186
E-1	15,4	415	2286	2462	826	1736
E-2	14,9	415	2286	2462	826	1866
E-3	14,4	415	2286	2462	927	1996
E-4	14,0	415	2286	2459	825	2126
E-5	13,7	415	2286	2490	931	2246
ES-1	15,4	415	2286	2462	826	1726
ES-2	15,0	415	2286	2462	826	1856
ES-3	14,5	415	2286	2462	927	1996
ES-4	14,1	415	2286	2459	825	2116
ES-5	13,7	415	2286	2490	931	2236



HIAB iX.188 HIDUO

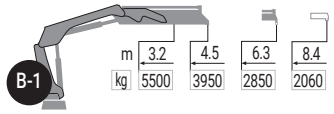

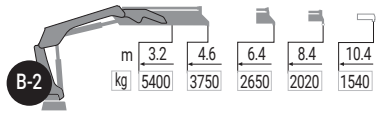

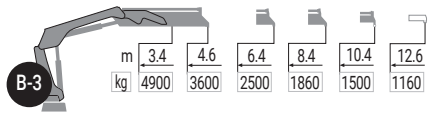

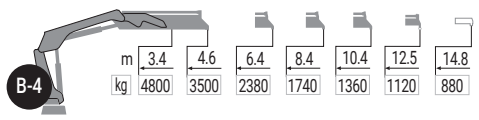

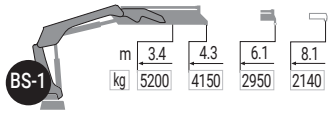

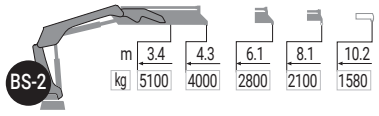

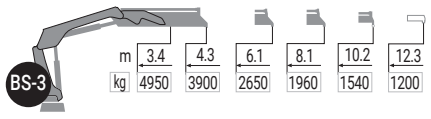

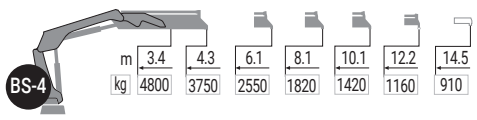

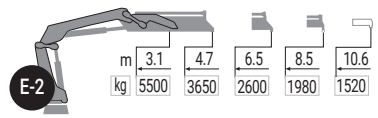

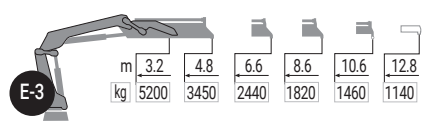

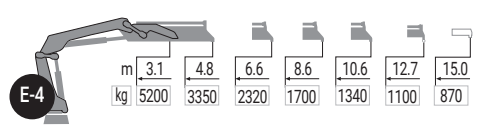

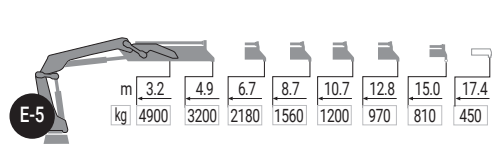



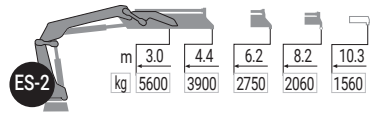

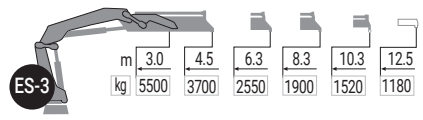

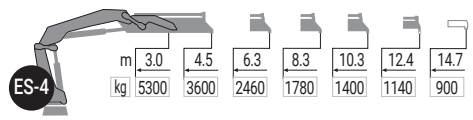



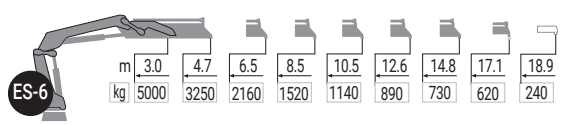

MODEL	txm	(°)	mm	mm	mm	kg
B-1	17,9	415	2265	2485	865	1946
B-2	17,2	415	2265	2485	965	2096
B-3	16,8	415	2265	2485	950	2266
B-4	16,3	415	2265	2492	965	2406
BS-1	18,0	415	2265	2485	865	1946
BS-2	17,3	415	2265	2485	965	2096
BS-3	16,7	415	2265	2485	950	2266
BS-4	16,3	415	2265	2492	965	2406
E-2	17,2	415	2260	2485	865	2266
E-3	16,6	415	2260	2485	965	2386
E-4	16,1	415	2260	2480	865	2526
E-5	15,8	415	2260	2496	965	2666
E-6	15,4	415	2265	2496	965	2786
ES-2	17,2	415	2260	2485	865	2226
ES-3	16,7	415	2260	2485	965	2386
ES-4	16,2	415	2260	2480	865	2526
ES-5	15,7	415	2260	2496	965	2666
ES-6	15,3	415	2265	2496	965	2786



HIAB iX.228 HIDUO

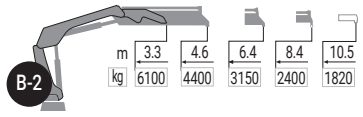

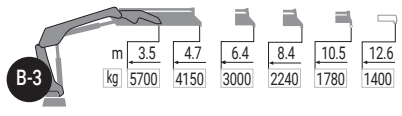

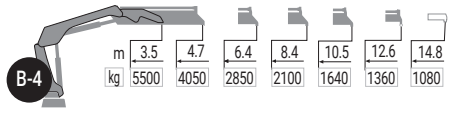

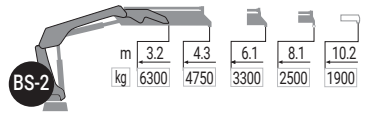

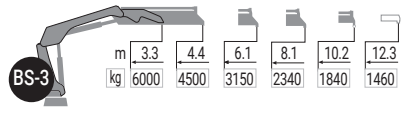

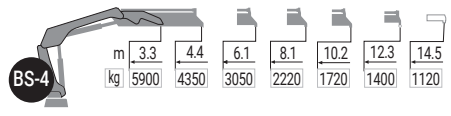

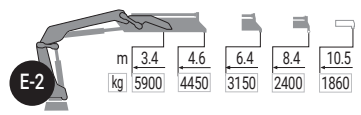

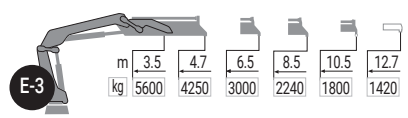

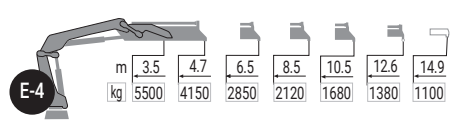

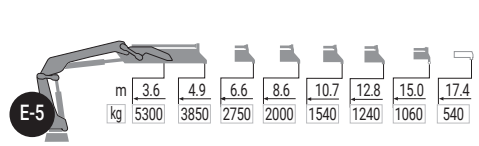

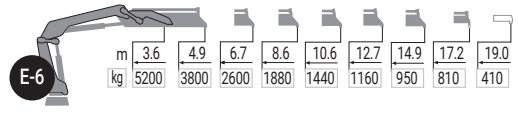

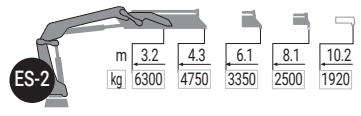

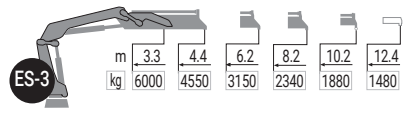

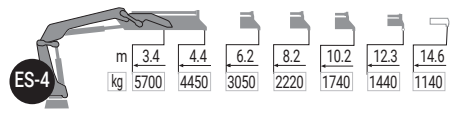

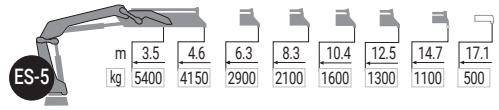



MODEL	txm	(°)	mm	mm	mm	kg
B-1	21,1	415	2268	2476	846	2026
B-2	20,3	415	2268	2476	953	2176
B-3	19,9	415	2268	2476	953	2336
B-4	19,0	415	2268	2476	953	2476
BS-1	21,2	415	2268	2476	846	2016
BS-2	20,4	415	2268	2476	953	2166
BS-3	19,7	415	2268	2476	953	2326
BS-4	19,2	415	2268	2476	953	2466
E-2	20,4	415	2269	2475	857	2296
E-3	19,9	415	2269	2475	875	2456
E-4	19,4	415	2269	2485	875	2596
E-5	19,0	415	2269	2496	985	2716
E-6	18,6	415	2269	2496	985	2846
ES-2	20,5	415	2269	2475	857	2276
ES-3	20,0	415	2269	2475	875	2436
ES-4	19,6	415	2269	2485	875	2576
ES-5	19,2	415	2269	2496	985	2706
ES-6	18,8	415	2269	2496	985	2826



HIAB iX.258 HIDUO

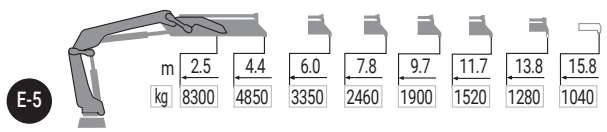

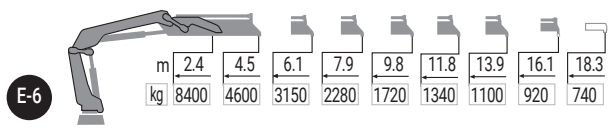

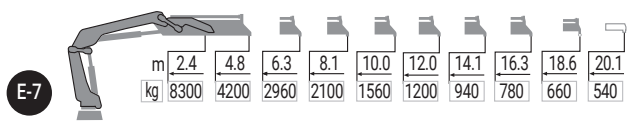

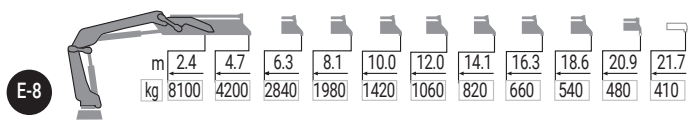

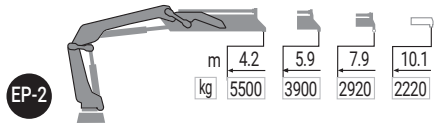

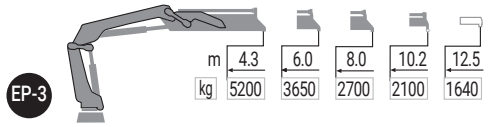

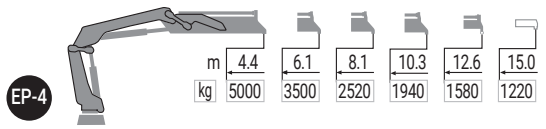



MODEL	txm	(°)	mm	mm	mm	kg
E-4	21,9	410	2401	2505	1094	3211
E-5	21,3	410	2401	2505	1154	3371
E-6	20,6	410	2401	2506	1166	3531
E-7	20,2	410	2401	2506	1197	3681
E-8	19,7	410	2401	2508	1200	3871
EP-2	23,1	410	2393	2500	1070	2811
EP-3	22,5	410	2393	2500	1124	3011
EP-4	21,9	410	2392	2500	1153	3181
EP-5	21,5	410	2393	2503	1153	3321



HIAB iX.298 HIDUO

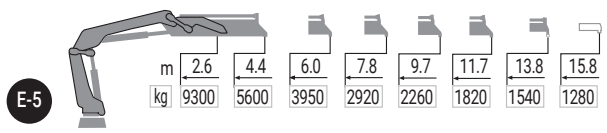

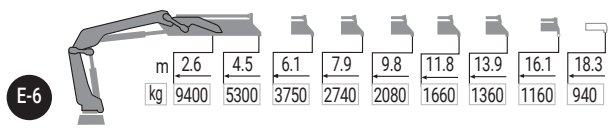

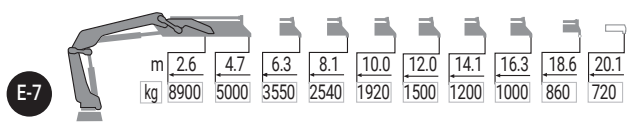

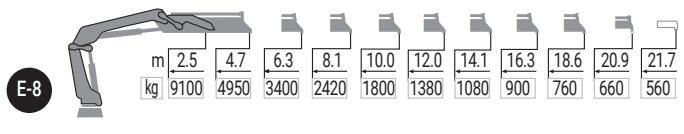

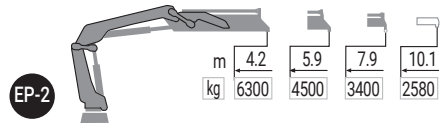

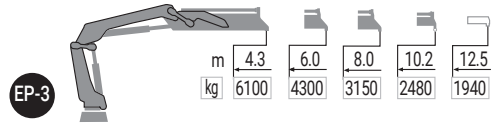

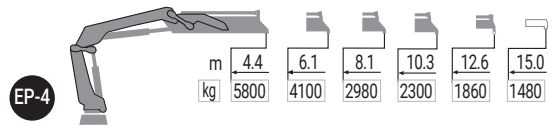

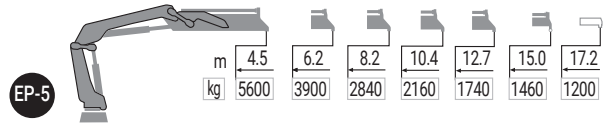

MODEL	txm	(°)	mm	mm	mm	kg
E-4	25,3	420	2401	2505	1094	3451
E-5	24,7	420	2401	2505	1154	3631
E-6	24,2	420	2401	2505	1166	3801
E-7	23,8	420	2401	2506	1197	3961
E-8	23,3	420	2401	2508	1200	4081
EP-2	26,7	420	2393	2500	1070	3021
EP-3	26,0	420	2393	2500	1124	3221
EP-4	25,5	420	2392	2500	1153	3391
EP-5	25,1	420	2393	2503	1153	3531



HIAB T-013 HIDUO



HIAB T-018 HIDUO

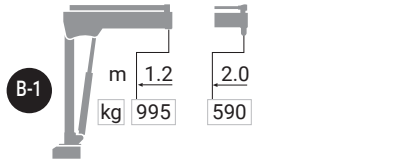

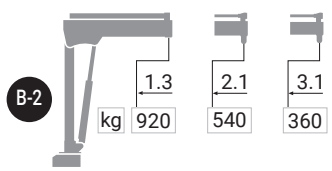

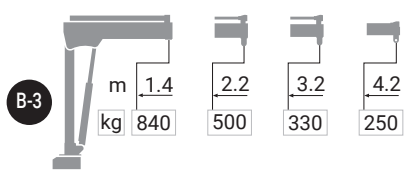

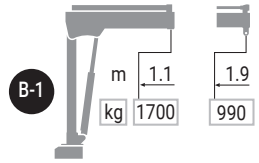

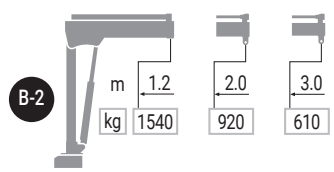

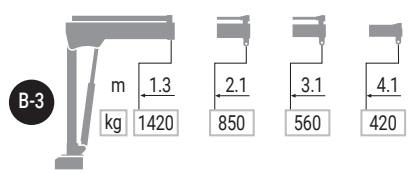



HIAB T-023 HIDUO

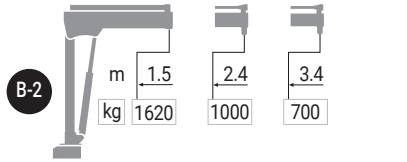

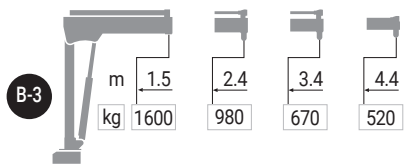



HIAB T-029 HIDUO

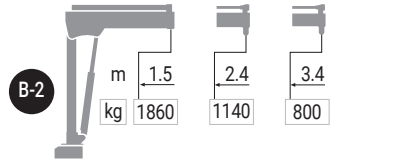

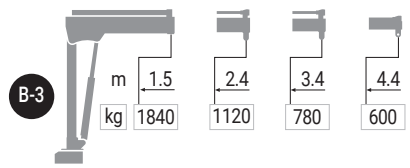

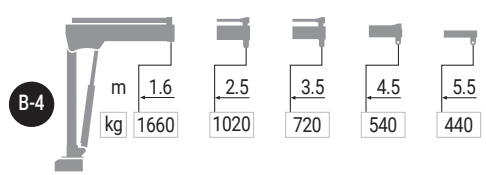



HIAB T-038 HIDUO



HIAB iX.225L HIDUO

B-2

m	1.5	2.5	3.6
kg	2360	1400	970

B-3.2

m	1.6	2.6	3.7	4.8	6.0
kg	2200	1320	910	700	540

B-4

m	1.7	2.7	3.8	4.9	6.0
kg	2040	1240	860	660	540

DLL-1

m	3.7	5.9	8.1
kg	5400	3400	2480

DLL-2

m	3.7	6.0	8.2	10.6
kg	5200	3200	2300	1760

DLL-3

m	3.8	6.0	8.2	10.7	13.2
kg	4900	3100	2140	1580	1260

DLS-1

m	3.5	5.3	7.5
kg	5700	3850	2700

DLS-2

m	3.5	5.4	7.6	10.0
kg	5500	3600	2500	1880

DLS-3

m	3.6	5.4	7.6	10.1	12.6
kg	5200	3500	2360	1720	1360



EN

DUO
The manually driven advanced Duo control system gives you a wide range of options, making safety and practicality the heart of what it can offer for doing an easy job.

Top functions at a reasonable price point for this HIAB range of loader cranes.

- CE marked
- Manual controlled system
- Safety features such as OLP and Cross control
- Functions available such as ADC and ADO



IT

DUO
Il sistema di controllo avanzato Duo, ad azionamento manuale, ti offre un'ampia gamma di opzioni che mettono la sicurezza e la praticità al centro del tuo lavoro, semplificandolo. Funzionalità top a un prezzo ragionevole per questa gamma di gru HIAB.

- Marchio CE
- Sistema di controllo manuale
- Funzionalità di sicurezza come OLP e controllo incrociato
- Funzionalità disponibili come ADC e ADO

SE

DUO
Det avancerade manuella Duo-styrsystemet ger dig många olika valmöjligheter, vilket gör att du kan utföra jobb på ett enkelt, säkert och praktiskt sätt. Du får riktigt bra funktioner till ett rimlig pris med detta HIAB-styrsystem för lastbilskranar.

- CE-märkt
- Manuellt system
- Säkerhetsfunktioner som OLP och Cross-kontroll
- Funktioner som ADC och ADO är tillgängliga

FR

DUO
Le système avancé Duo à commande manuelle vous propose un large éventail d'options, faisant de la sécurité et de la facilité d'utilisation les principaux atouts de ce système. Des fonctions haut de gamme à un prix raisonnable.

- Marquage CE
- Commande manuelle
- Dispositifs de sécurité tels que OLP et commande
- Cross Fonctions disponibles telles que ADC et ADO

DE

DUO
Das manuell gesteuerte, fortschrittliche Duo-Steuerungssystem bietet Ihnen eine Vielzahl von Optionen, wobei Sicherheit und Praktikabilität im Mittelpunkt stehen, um Ihnen die Arbeit zu erleichtern. Top-Funktionen zu einem angemessenen Preis für diese HIAB-Reihe von Ladekranen. .

- Mit CE-Kennzeichnung
- Manuell gesteuertes System
- Sicherheitsfunktionen wie OLP und Cross Control
- Verfügbare Funktionen wie ADC und ADO

ES

DUO
El avanzado sistema de control Duo de accionamiento manual le ofrece una amplia gama de opciones, que hacen de la seguridad y el sentido práctico el núcleo de lo que ofrece para hacer fácil el trabajo. Las mejores funciones a un precio razonable para esta gama HIAB de grúas cargadoras.

- Marcado CE
- Sistema manual de control
- Prestaciones de seguridad como OLP y control cruzado
- Funciones disponibles como ADC y ADO



HIAB X-044 DUO

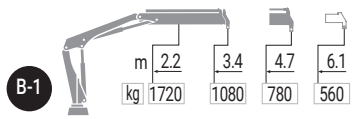

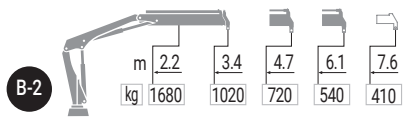

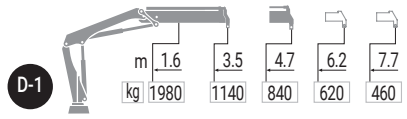

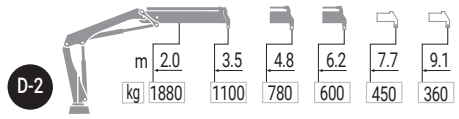

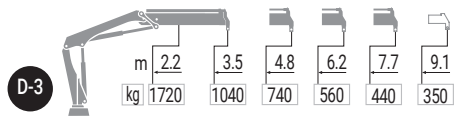

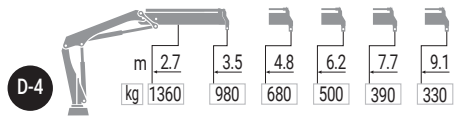

MODEL	txm	(°)	mm	mm	mm	kg
B-1	3,7	380	1610	1890	535	450
B-2	3,5	380	1610	1900	535	500
D-1	4,0	380	1610	1890	535	450
D-2	3,8	380	1610	1890	535	495
D-3	3,8	380	1610	1890	580	540
D-4	3,7	380	1610	1890	600	575



HIAB X-058 DUO

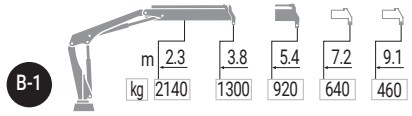

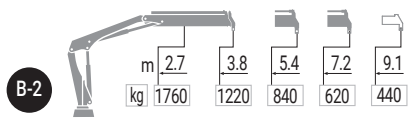

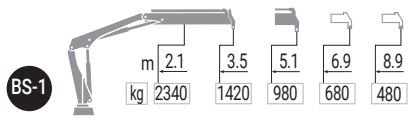

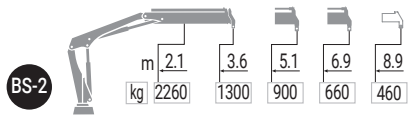

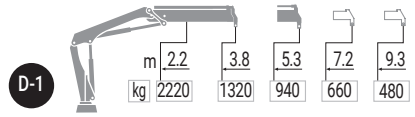

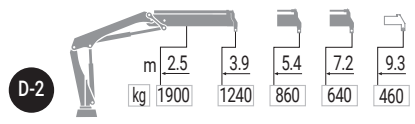

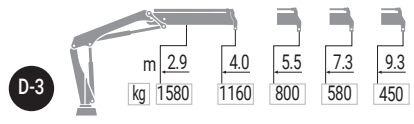

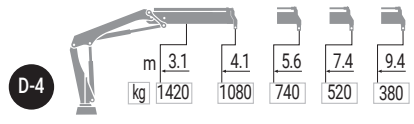

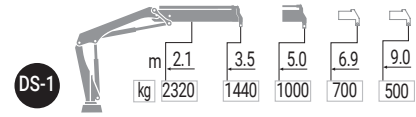

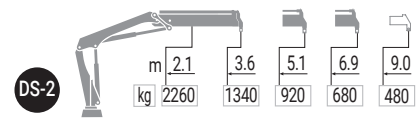

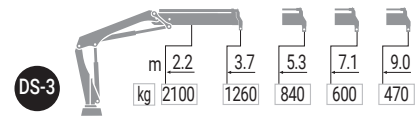

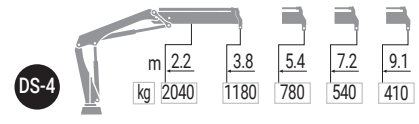

MODEL	txm	(°)	mm	mm	mm	kg
B-1	4,9	410	1900	2075	565	835
B-2	4,6	410	1900	2160	565	915
BS-1	5,0	410	1900	2075	565	835
BS-2	4,7	410	1900	2160	565	915
D-1	5,0	410	1900	1935	650	845
D-2	4,8	410	1900	2015	650	925
D-3	4,7	410	1900	2150	650	985
D-4	4,4	410	1900	2170	650	1055
DS-1	5,0	410	1900	1935	650	845
DS-2	4,8	410	1900	2015	650	915
DS-3	4,7	410	1900	2150	650	985
DS-4	4,5	410	1900	2170	650	1045



HIAB X-068 DUO

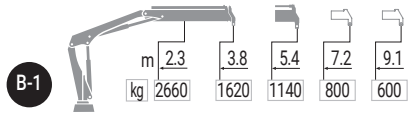

B-1

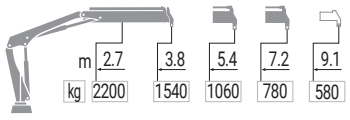

B-2

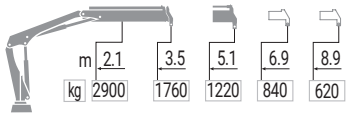

BS-1

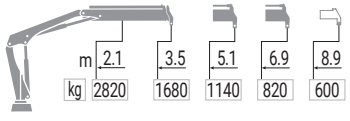

BS-2

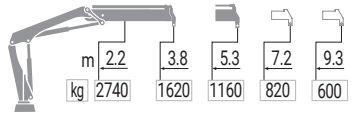

D-1

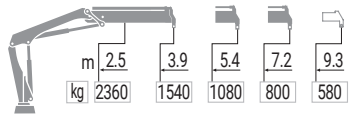

D-2

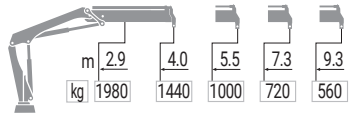

D-3

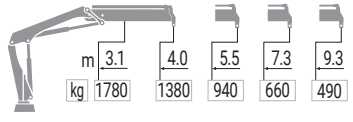

D-4

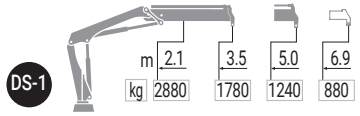

DS-1

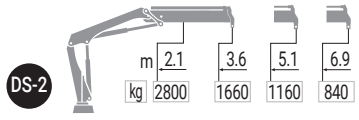

DS-2

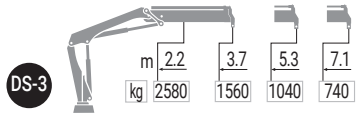

DS-3

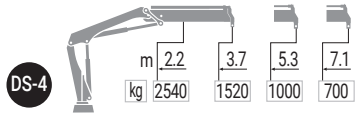

DS-4

MODEL	txm	(°)	mm	mm	mm	kg
B-1	6,1	410	1900	2075	565	875
B-2	5,8	410	1900	2160	565	955
BS-1	6,1	410	1900	2075	565	865
BS-2	5,9	410	1900	2160	565	945
D-1	6,1	410	1900	1935	650	895
D-2	6,0	410	1900	2015	650	975
D-3	5,8	410	1900	2150	650	1055
D-4	5,5	410	1900	2170	650	1125
DS-1	6,2	410	1900	1935	650	895
DS-2	6,0	410	1900	2015	650	975
DS-3	5,8	410	1900	2150	650	1055
DS-4	5,6	410	1900	2170	650	1115



HIAB X-078 DUO

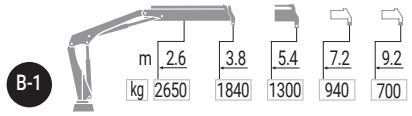

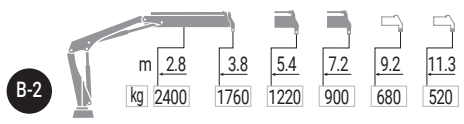

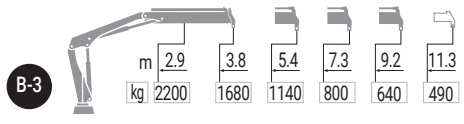

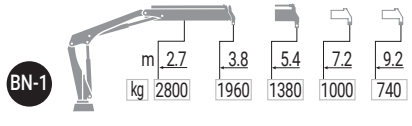

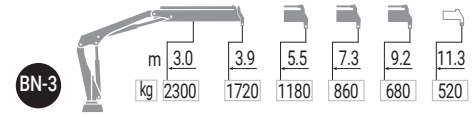

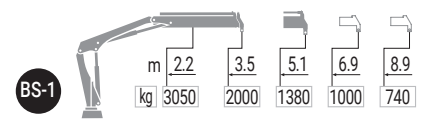

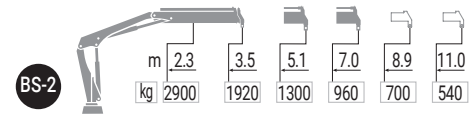

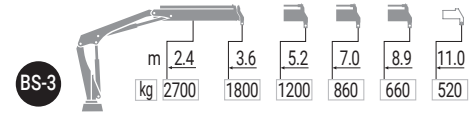

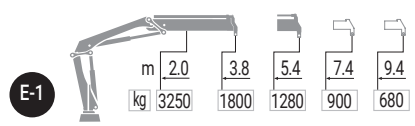

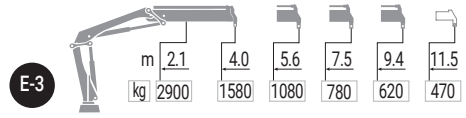

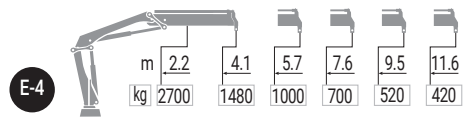

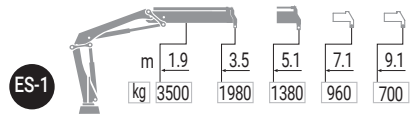

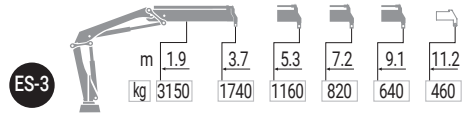

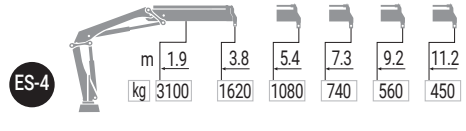

MODEL	txm	(°)	mm	mm	mm	kg
B-1	7,0	406	1900	2060	750	875
B-2	6,6	406	1900	2140	685	970
B-3	6,4	406	1900	2190	750	1060
BN-1	7,4	406	2000	2060	750	885
BN-2	7,0	406	2000	2140	750	980
BN-3	6,7	406	2000	2190	750	1070
BNS-1	7,4	406	2000	2060	750	875
BNS-2	7,1	406	2000	2140	750	970
BNS-3	6,8	406	2000	2190	750	1060
BS-1	7,0	406	1900	2060	750	865
BS-2	6,7	406	1900	2140	685	960
BS-3	6,4	406	1900	2190	750	1050
E-1	6,8	406	1900	2030	750	875
E-3	6,3	406	1900	2165	800	1060
E-4	6,1	406	1900	2345	750	1140
ES-1	6,8	406	1900	2030	750	865
ES-3	6,4	406	1900	2165	800	1050
ES-4	6,2	406	1900	2345	750	1130



HIAB X-088 DUO

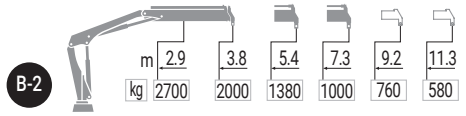

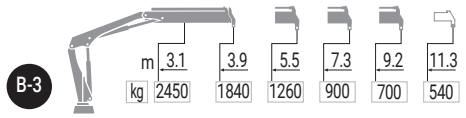

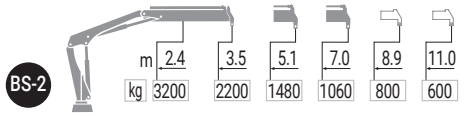

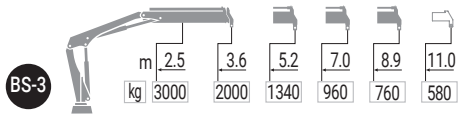

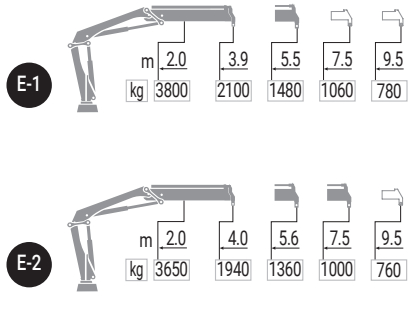

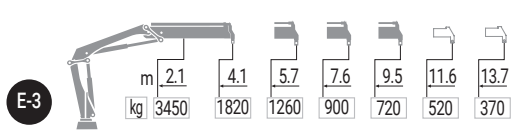

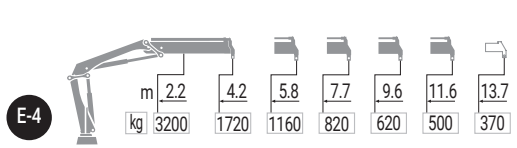

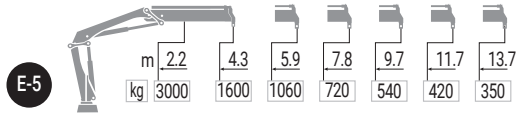

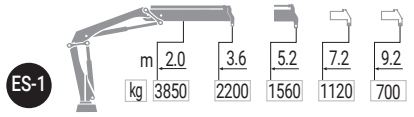

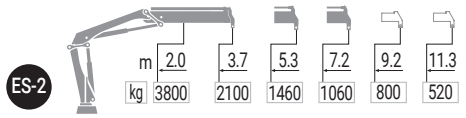

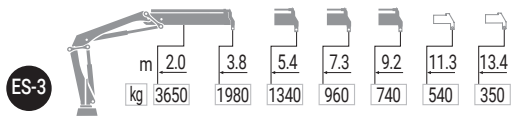

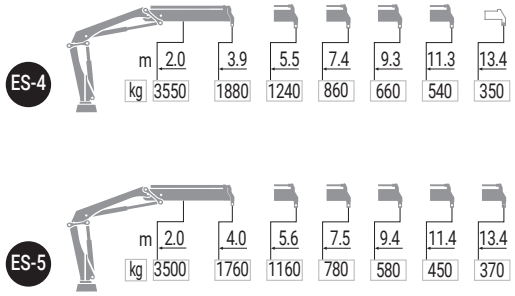

MODEL	txm	(°)	mm	mm	mm	kg
B-1	8,0	406	1900	2065	750	970
B-2	7,5	406	1900	2140	745	1080
B-3	7,2	406	1900	2190	765	1170
BS-1	8,1	406	1900	2065	750	960
BS-2	7,6	406	1900	2140	745	1070
BS-3	7,3	406	1900	2190	765	1160
E-1	8,2	406	2000	2020	750	970
E-2	7,7	406	2000	2100	750	1080
E-3	7,4	406	2000	2135	800	1170
E-4	7,2	406	2000	2320	750	1260
E-5	6,9	406	2000	2375	785	1340
ES-1	8,2	406	2000	2020	750	960
ES-2	7,9	406	2000	2100	750	1070
ES-3	7,5	406	2000	2135	800	1160
ES-4	7,3	406	2000	2320	750	1250
ES-5	7,0	406	2000	2375	785	1330



HIAB X-102 DUO

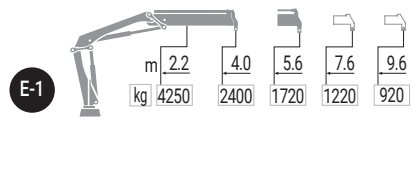

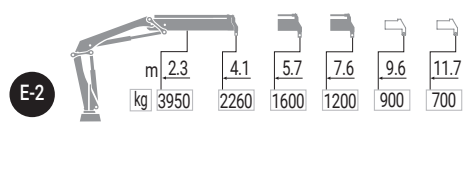

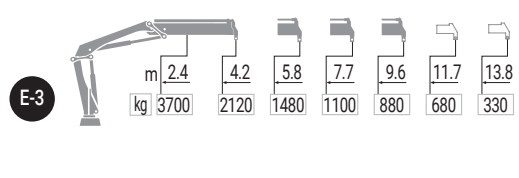

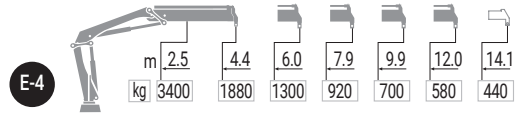

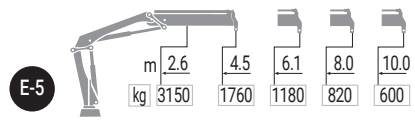

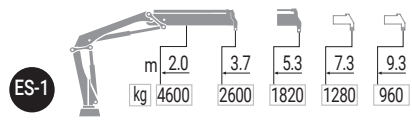

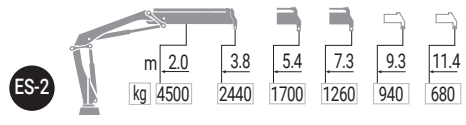

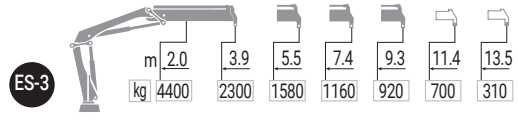

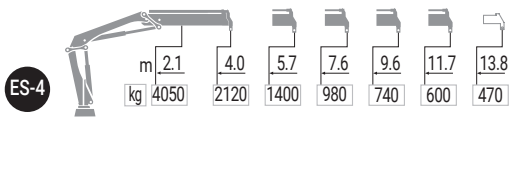

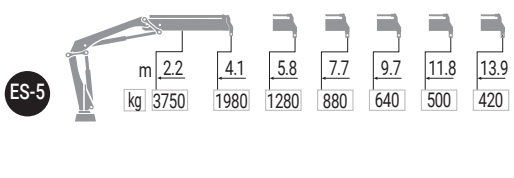

MODEL	txm	(°)	mm	mm	mm	kg
B-1	9,2	406	2100	2135	730	1040
B-2	8,9	406	2100	2225	730	1140
B-3	8,5	406	2100	2280	770	1230
BS-1	9,3	406	2100	2135	730	1020
BS-2	8,9	406	2100	2225	730	1130
BS-3	8,6	406	2100	2280	770	1220
E-1	9,6	406	2100	2025	750	1100
E-2	9,3	406	2100	2105	750	1200
E-3	8,9	406	2100	2140	810	1300
E-4	8,3	406	2100	2300	750	1480
E-5	8,0	406	2100	2400	808	1580
ES-1	9,6	406	2100	2025	750	1090
ES-2	9,3	406	2100	2105	750	1190
ES-3	9,0	406	2100	2140	810	1290
ES-4	8,5	406	2100	2300	750	1460
ES-5	8,2	406	2100	2400	808	1560



HIAB X-112 DUO

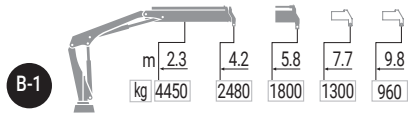

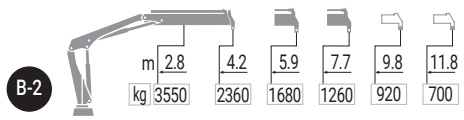

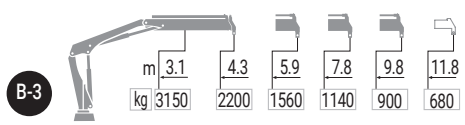

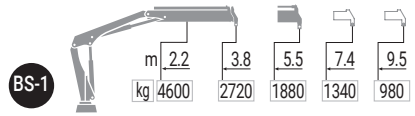

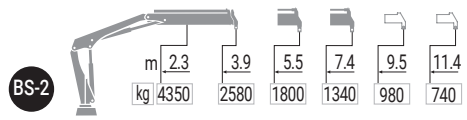

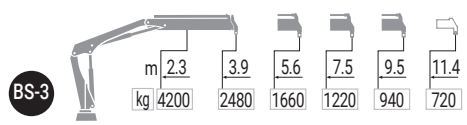

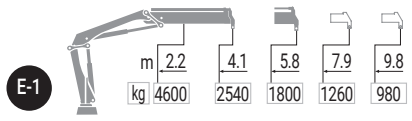

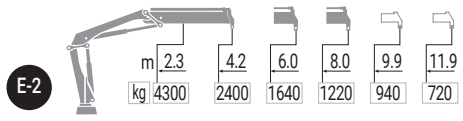

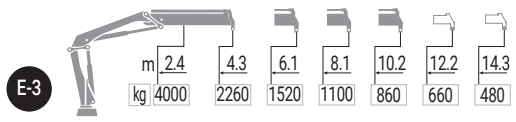

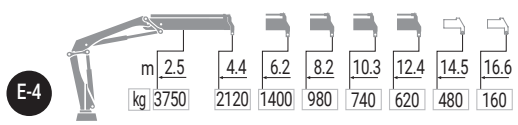

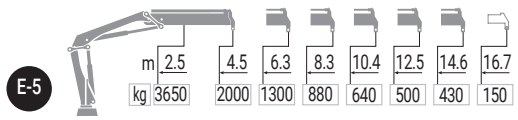

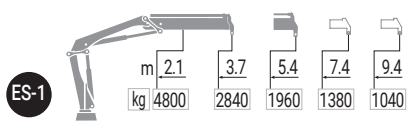

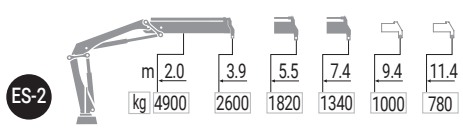

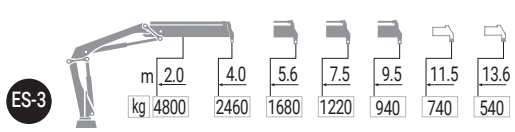

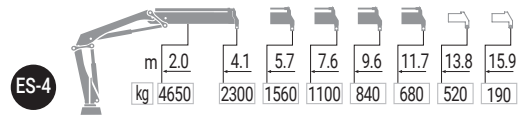

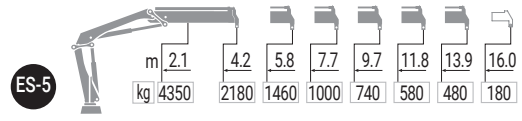

MODEL	txm	(°)	mm	mm	mm	kg
B-1	10,4	406	2170	2160	750	1080
B-2	9,9	406	2170	2250	695	1200
B-3	9,5	406	2170	2295	785	1300
BS-1	10,5	406	2170	2160	750	1070
BS-2	10,1	406	2170	2250	695	1180
BS-3	9,7	406	2170	2295	785	1290
D-1	10,6	406	2169	2149	736	1290
D-2	10,2	406	2169	2223	852	1420
D-3	9,7	406	2169	2381	852	1540
D-4	9,2	406	2169	2391	852	1650
D-5	8,9	406	2169	2466	852	1750
E-1	10,5	406	2170	2226	750	1260
E-2	10,1	406	2170	2231	750	1380
E-3	9,7	406	2170	2390	792	1510
E-4	9,3	406	2170	2392	750	1620
E-5	9,1	406	2170	2486	808	1730
ES-1	10,5	406	2170	2060	750	1240
ES-2	10,2	406	2170	2167	750	1360
ES-3	9,8	406	2170	2315	792	1490
ES-4	9,5	406	2170	2318	750	1600
ES-5	9,2	406	2170	2412	808	1710



HIAB iX.128 DUO

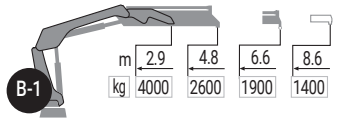

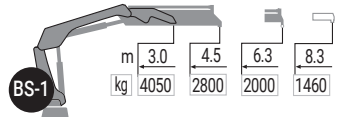

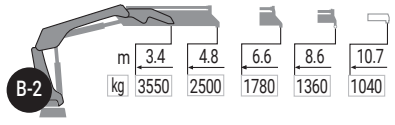

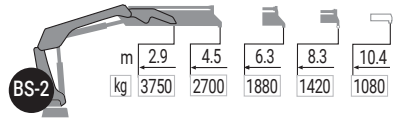

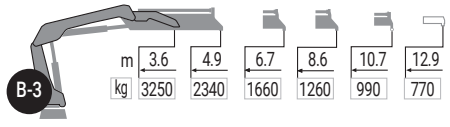

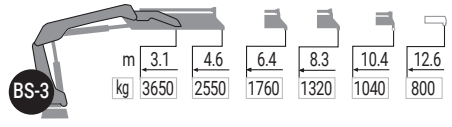

MODEL	txm	(°)	mm	mm	mm	kg
B-1	12,5	415	2264	2476	839	1596
B-2	12,0	415	2264	2476	839	1716
B-3	11,7	415	2264	2476	942	1846
BS-1	12,6	415	2264	2476	839	1586
BS-2	12,1	415	2264	2476	839	1716
BS-3	11,7	415	2264	2476	942	1836



HIAB iX.148 DUO

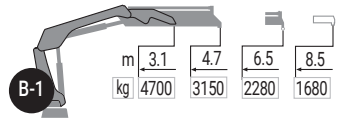

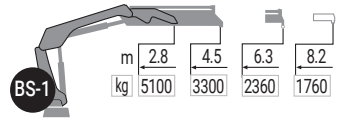

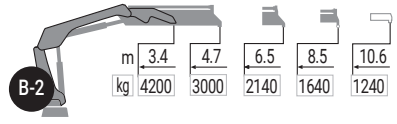

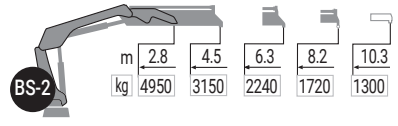

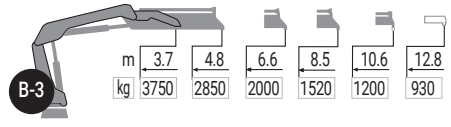

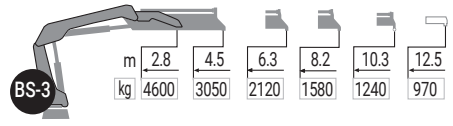

MODEL	txm	(°)	mm	mm	mm	kg
B-1	14,8	415	2264	2458	839	1646
B-2	14,3	415	2264	2458	839	1776
B-3	13,9	415	2264	2476	942	1906
BS-1	14,9	415	2264	2458	839	1636
BS-2	14,3	415	2264	2458	839	1766
BS-3	13,7	415	2264	2476	942	1896



HIAB T-018 DUO



HIAB T-023 DUO

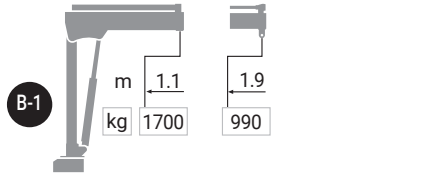

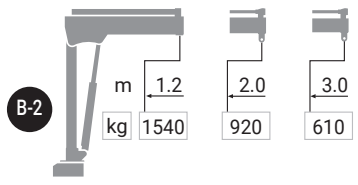

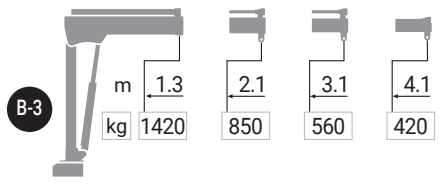

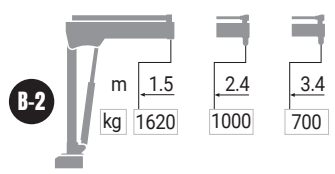

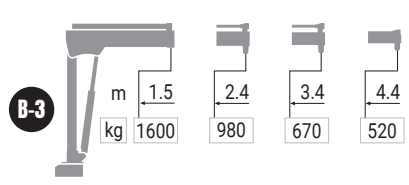



HIAB T-029 DUO



HIAB T-038 DUO

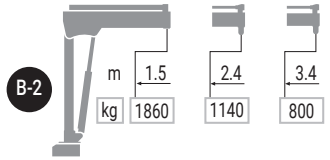

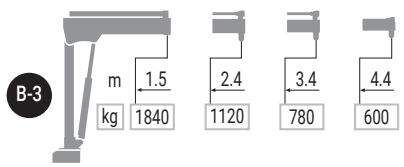

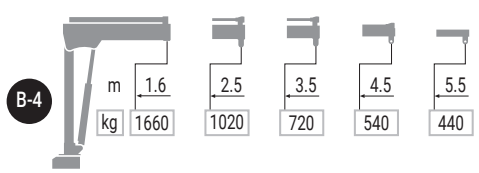

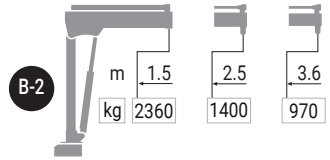

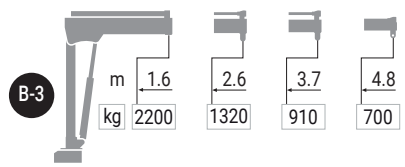

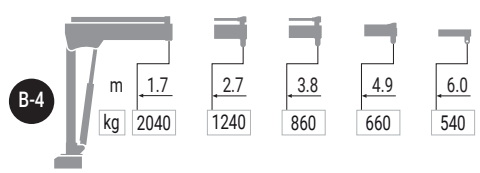



EN

CLX

These models represent the ‘mainstream’ workhorse of loader cranes, and are one of the best non CE manual controlled systems that can be found on the market.

Clever solutions like the sequence of levers that are found on both sides of the truck, lets you operate from either side for the best safety and efficiency.

- For non CE markets
- CE marked variants available for selected light range cranes
- Manual controlled system (optional remote control)
- Safety features such as Cross control and load holding valves

IT

CLX

Questi modelli rappresentano il cavallo di battaglia più diffuso delle gru da carico e dispongono di uno dei migliori sistemi di controllo manuali senza marchio CE reperibili sul mercato. Soluzioni intelligenti - quali ad esempio la sequenza di leve sui due lati del camion - permettono di operare da entrambi i lati per una sicurezza e un’efficienza ottimali.

- Per mercati senza marchio CE
- Varianti con marchio CE disponibili per alcuni modelli della gamma leggera
- Sistema di controllo manuale (radiocomando opzionale)
- Funzionalità di sicurezza quali ad esempio il controllo incrociato e le valvole di tenuta del carico

FR

CLX

Ces modèles représentent le système de commande ‘classique’ et robuste des grues de chargement et constituent l’un des meilleurs systèmes non CE à commande manuelle disponibles sur le marché. Des solutions ingénieuses, comme la séquence de leviers qui se trouve des deux côtés du camion, vous permettent de travailler de chaque côté en toute sécurité et efficacement.

- Pour les marchés hors CE
- Des variantes portant le marquage CE sont disponibles pour certaines grues de la gamme légère
- Commande manuelle (commande à distance en option)
- Dispositifs de sécurité tels que les commandes croisées et les valves d’équilibrages

ES

CLX

Estos modelos representan el caballo de batalla “principal” de las grúas cargadoras, y son uno de los mejores sistemas de control manual no CE que se pueden encontrar en el mercado. Soluciones inteligentes como la secuencia de manetas que se encuentran a ambos lados del camión, le permiten operar desde cualquier lado para una mejor seguridad y eficiencia.

- Para Mercado no CE
- Variantes con marca CE disponibles para una selección de grúas de gama ligera
- Sistema de control manual (control remoto opcional)
- Prestaciones de seguridad como válvulas con control cruzado y bloqueo

SE

CLX

Dessa modeller utgör ”standardlösningen” bland lastbilskranar och är en av de bästa ej CE-märkta manuella styrsystemen på marknaden. Det finns många smarta lösningar, som att raden av spakar finns på båda sidor av lastbilen så att du kan arbeta från valfri sida för bästa säkerhet och effektivitet.

- För marknader som inte är CE-marknader
- CE-märkta varianter finns för utvalda lättare kranar
- Manuellt styrsystem (fjärrstyrning som tillval)
- Säkerhetsfunktioner som Cross-kontroll och lasthållningsventiler

DE

CLX

Diese Modelle sind die „Mainstream“-Arbeitspferde unter den Ladekranen und gehören zu den besten nicht CE-konformen manuell gesteuerten Systemen, die auf dem Markt erhältlich sind. Clevere Lösungen wie die Hebelfolge, die sich auf beiden Seiten des Lkw befindet, ermöglichen Ihnen die Bedienung von beiden Seiten aus und sorgen so für optimale Sicherheit und Effizienz.

- Für Nicht-CE-Märkte
- CE-gekennzeichnete Varianten für ausgewählte Leichtbaukrane verfügbar
- Manuell gesteuertes System (optionale Fernbedienung)
- Sicherheitsmerkmale wie Quersteuerung und Lasthalteventile



HIAB X-038 CLX

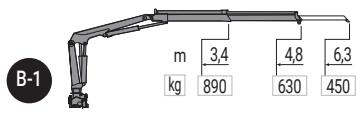

B-1

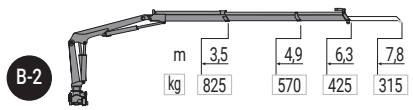

B-2

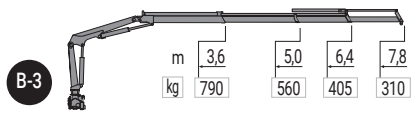

B-3



HIAB X-044 CLX

B-1 **CE**

m	3.4	4.7	6.1
kg	990	780	560

B-1

m	2.2	3.4	4.7	6.1
kg	1720	1080	780	560

B-2 **CE**

m	3.4	4.7	6.1	7.6
kg	990	720	540	410

B-2

m	2.2	3.4	4.7	6.1	7.6
kg	1680	1020	720	540	410

D-1 **CE**

m	3.5	4.7	6.2	7.7
kg	990	840	620	460

D-1

m	1.6	3.5	4.7	6.2	7.7
kg	1980	1140	840	620	460

D-2 **CE**

m	3.5	4.8	6.2	7.7	9.1
kg	990	780	600	450	360

D-2

m	2.0	3.5	4.8	6.2	7.7	9.1
kg	1880	1100	780	600	450	360

D-3 **CE**

m	3.5	4.8	6.2	7.7	9.1
kg	990	740	560	440	350

D-3

m	2.2	3.5	4.8	6.2	7.7	9.1
kg	1720	1040	740	560	440	350

D-4 **CE**

m	3.5	4.8	6.2	7.7	9.1
kg	980	680	500	390	330

D-4

m	2.7	3.5	4.8	6.2	7.7	9.1
kg	1360	980	680	500	390	330

MODEL	txm	(°)	mm	mm	mm	kg
B-1	3,7	380	1610	1890	535	450
B-2	3,5	380	1610	1900	535	500
D-1	4,0	380	1610	1890	535	450
D-2	3,8	380	1610	1890	535	495
D-3	3,8	380	1610	1890	580	540
D-4	3,7	380	1610	1890	600	575



HIAB X-058 CLX

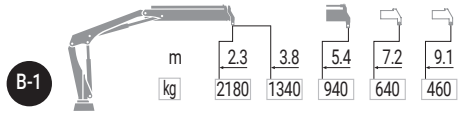

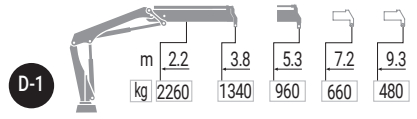

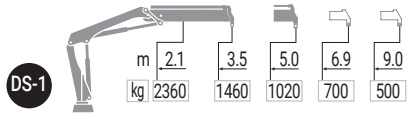

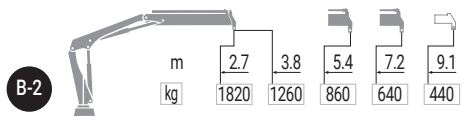

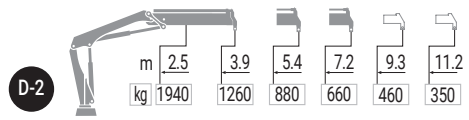

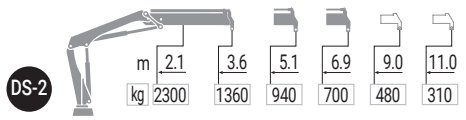

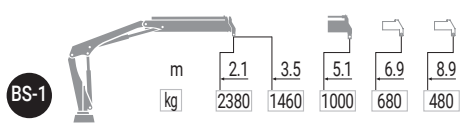

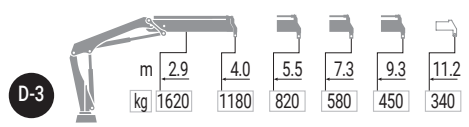

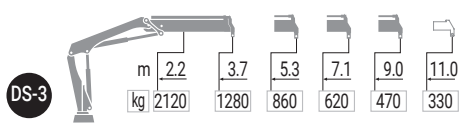

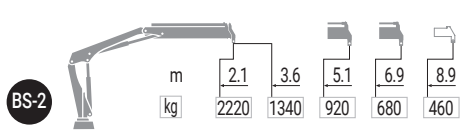

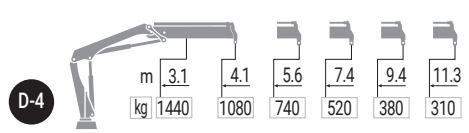

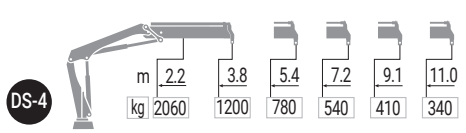

MODEL	txm	(°)	mm	mm	mm	kg
B-1	4,9	410	1900	2075	565	835
B-2	4,6	410	1900	2160	565	915
BS-1	5,0	410	1900	2075	565	835
BS-2	4,7	410	1900	2160	565	915
D-1	5,0	410	1900	1935	650	845
D-2	4,8	410	1900	2015	650	925
D-3	4,7	410	1900	2150	650	985
D-4	4,4	410	1900	2170	650	1055
DS-1	5,0	410	1900	1935	650	845
DS-2	4,8	410	1900	2015	650	915
DS-3	4,7	410	1900	2150	650	985
DS-4	4,5	410	1900	2170	650	1045



HIAB X-068 CLX

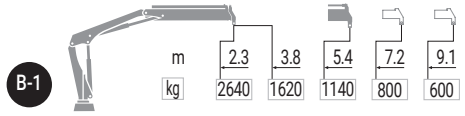

B-1

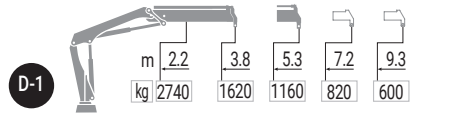

D-1

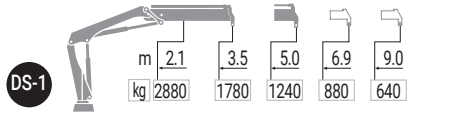

DS-1

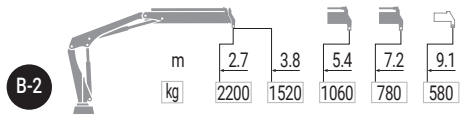

B-2

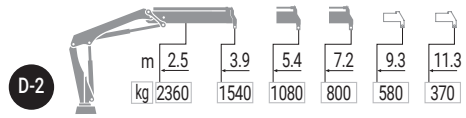

D-2

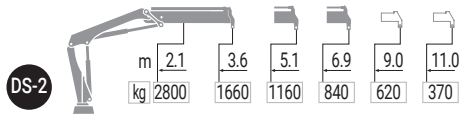

DS-2

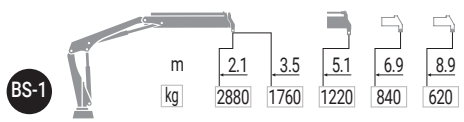

BS-1

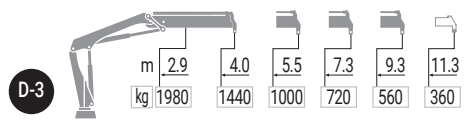

D-3

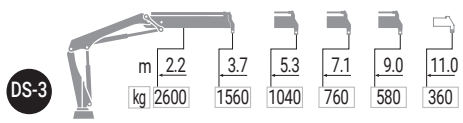

DS-3

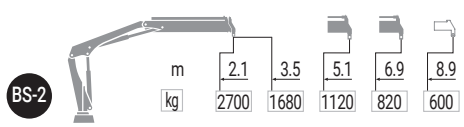

BS-2

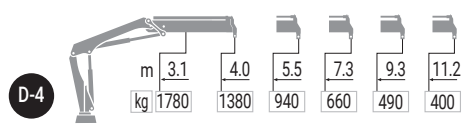

D-4

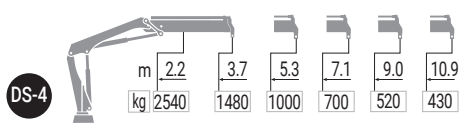

DS-4

MODEL	txm	(°)	mm	mm	mm	kg
B-1	6,1	410	1900	2075	565	875
B-2	5,8	410	1900	2160	565	955
BS-1	6,1	410	1900	2075	565	865
BS-2	5,9	410	1900	2160	565	945
D-1	6,1	410	1900	1935	650	895
D-2	6,0	410	1900	2015	650	975
D-3	5,8	410	1900	2150	650	1055
D-4	5,5	410	1900	2170	650	1125
DS-1	6,2	410	1900	1935	650	895
DS-2	6,0	410	1900	2015	650	975
DS-3	5,8	410	1900	2150	650	1055
DS-4	5,6	410	1900	2170	650	1115



HIAB X-078 CLX

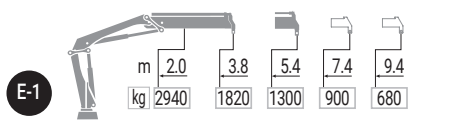

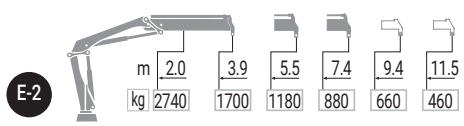

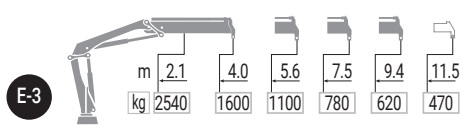

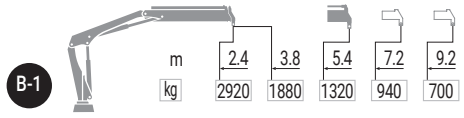

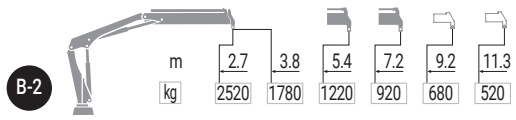

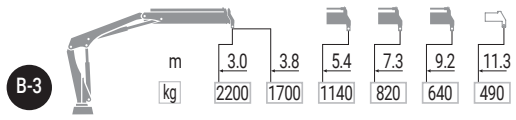

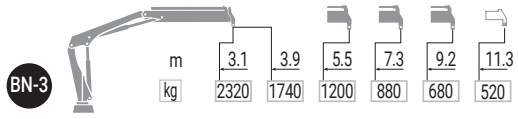

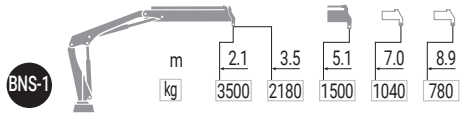

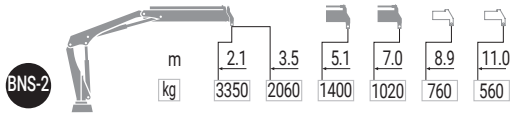

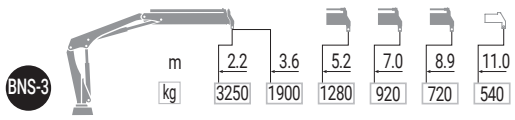

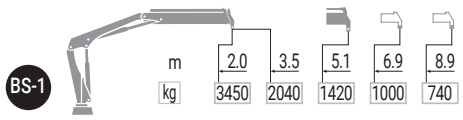

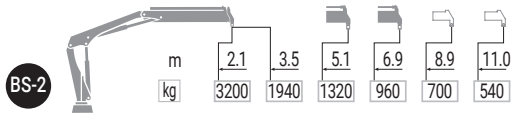

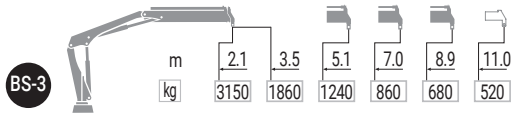

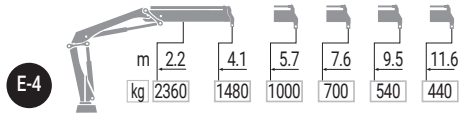

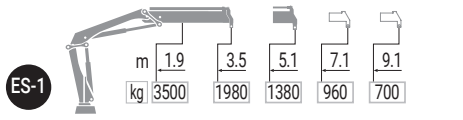

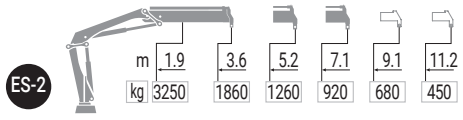

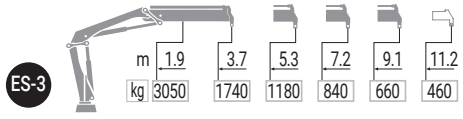

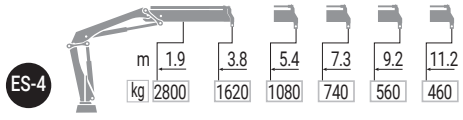

MODEL	txm	(°)	mm	mm	mm	kg
B-1	7,1	406	1900	2060	685	875
B-2	6,8	406	1900	2140	685	970
B-3	6,6	406	1900	2190	745	1060
BN-1	7,6	406	2000	2060	685	885
BN-2	7,4	406	2000	2140	685	980
BN-3	7,1	406	2000	2190	745	1070
BNS-1	7,6	406	2000	2060	685	875
BNS-2	7,2	406	2000	2140	685	970
BNS-3	7,1	406	2000	2190	745	1060
BS-1	7,2	406	1900	2060	685	865
BS-2	6,8	406	1900	2140	685	960
BS-3	6,5	406	1900	2190	745	1050
E-1	6,8	406	1900	2030	720	875
E-2	6,6	406	1900	2140	720	970
E-3	6,4	406	1900	2165	800	1060
E-4	6,1	406	1900	2345	720	1140
ES-1	7,0	406	1900	2030	720	865
ES-2	6,7	406	1900	2140	720	960
ES-3	6,4	406	1900	2165	800	1050
ES-4	6,2	406	1900	2345	720	1130



HIAB X-088 CLX

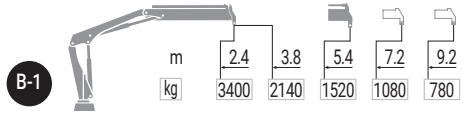

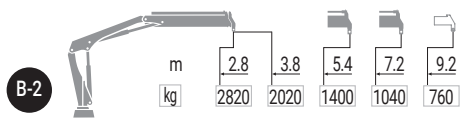

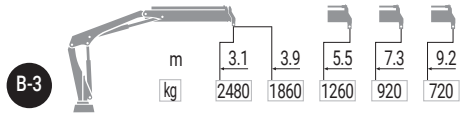

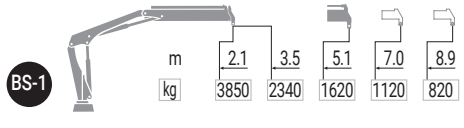

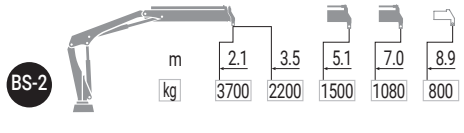

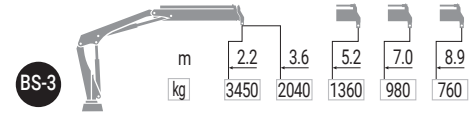

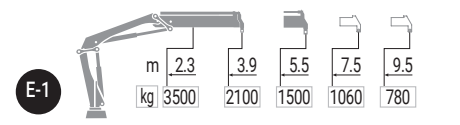

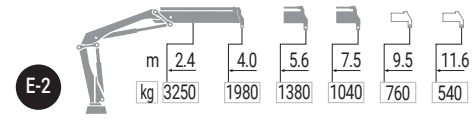

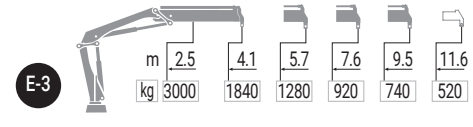

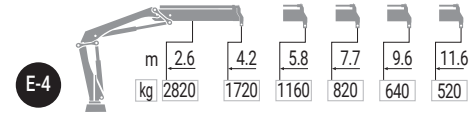

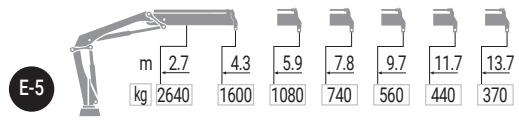

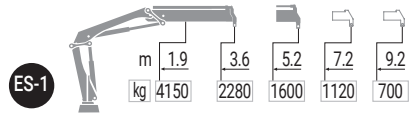

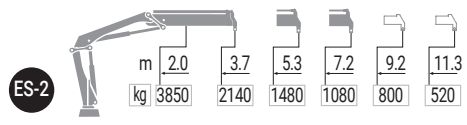

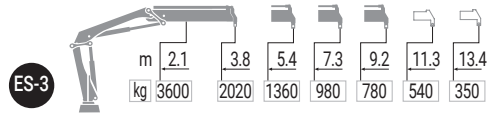

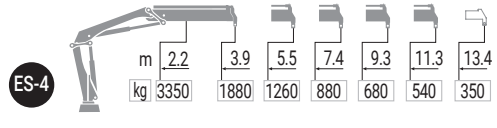

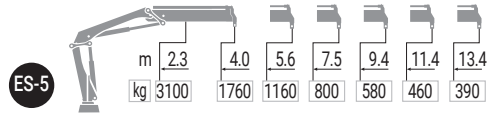

MODEL	txm	(°)	mm	mm	mm	kg
B-1	8,2	406	1900	2065	685	970
B-2	8,0	406	1900	2140	685	1080
B-3	7,6	406	1900	2190	765	1170
BS-1	8,3	406	1900	2065	685	960
BS-2	7,9	406	1900	2140	685	1070
BS-3	7,6	406	1900	2190	765	1160
E-1	8,3	406	2000	2020	720	970
E-2	7,9	406	2000	2100	720	1080
E-3	7,5	406	2000	2135	800	1170
E-4	7,3	406	2000	2320	720	1260
E-5	7,1	406	2000	2375	785	1340
ES-1	8,4	406	2000	2020	720	960
ES-2	8,0	406	2000	2100	720	1070
ES-3	7,6	406	2000	2135	800	1160
ES-4	7,3	406	2000	2320	720	1250
ES-5	7,1	406	2000	2375	785	1330



HIAB X-102 CLX

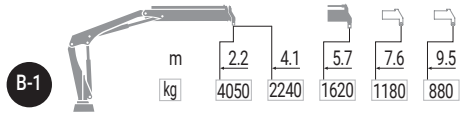

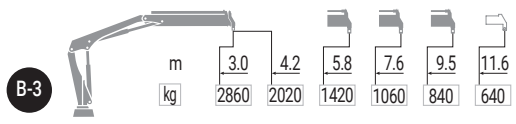

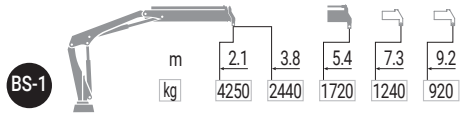

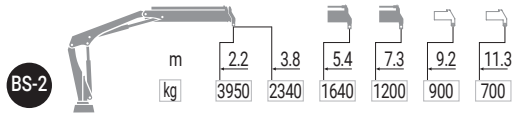

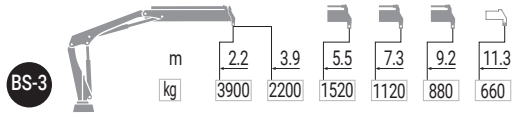

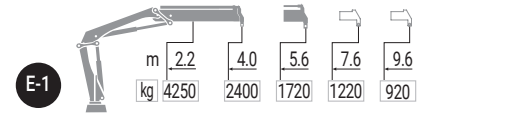

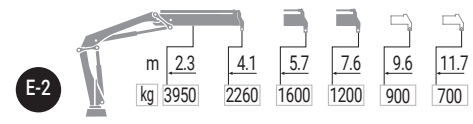

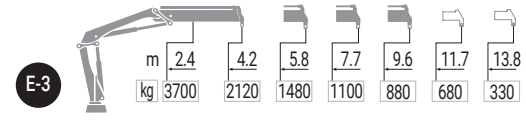

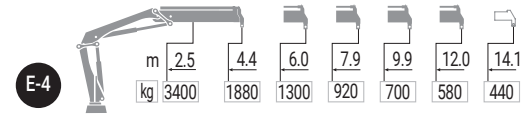

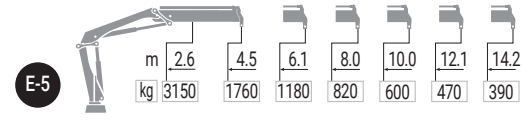

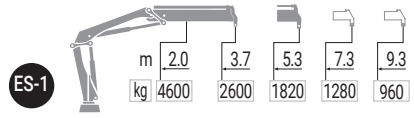

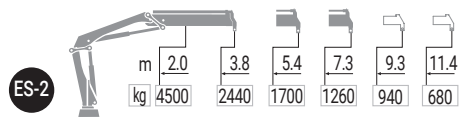

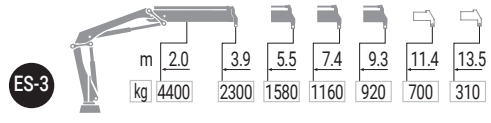

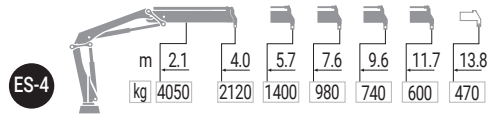

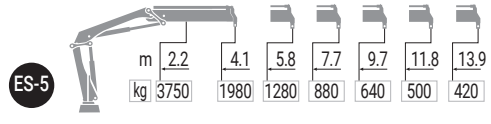

MODEL	txm	(°)	mm	mm	mm	kg
B-1	9,2	406	2100	2135	690	1196
B-2	8,9	406	2100	2225	690	1296
B-3	8,5	406	2100	2280	770	1386
BS-1	9,3	406	2100	2135	690	1176
BS-2	8,9	406	2100	2225	690	1286
BS-3	8,6	406	2100	2280	770	1376
E-1	9,6	406	2100	2025	730	1256
E-2	9,3	406	2100	2105	730	1356
E-3	8,9	406	2100	2140	810	1456
E-4	8,3	406	2100	2300	725	1636
E-5	8,0	406	2100	2400	808	1736
ES-1	9,6	406	2100	2025	730	1246
ES-2	9,3	406	2100	2105	730	1346
ES-3	9,0	406	2100	2140	810	1446
ES-4	8,5	406	2100	2300	725	1616
ES-5	8,2	406	2100	2400	808	1716



HIAB X-112 CLX

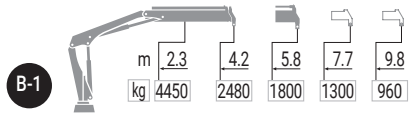

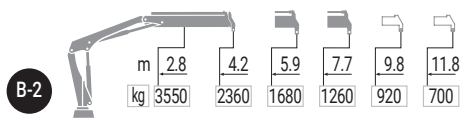

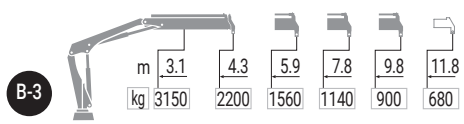

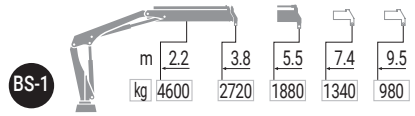

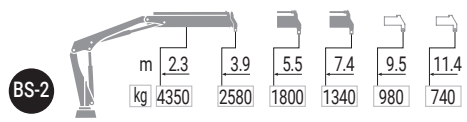

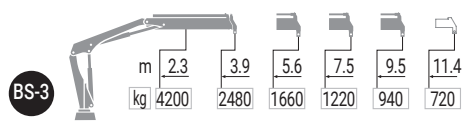

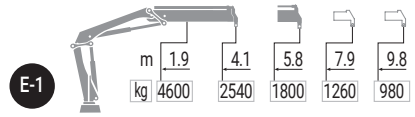

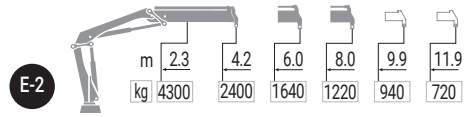

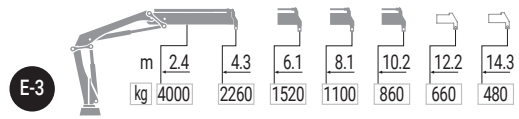

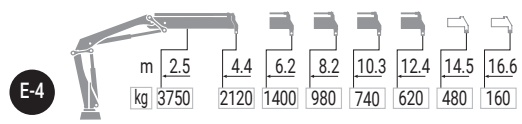

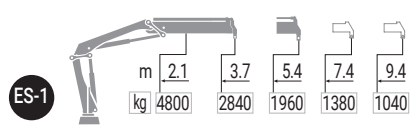

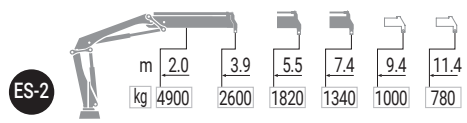

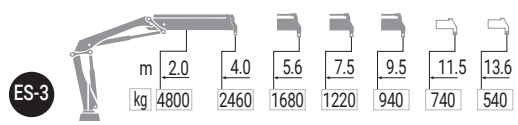

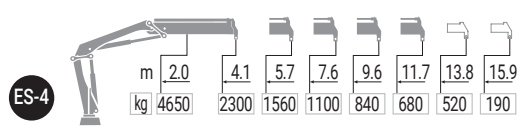



MODEL	txm	(°)	mm	mm	mm	kg
B-1	10,4	406	2170	2160	695	1080
B-2	9,9	406	2170	2250	695	1200
B-3	9,5	406	2170	2295	785	1300
BS-1	10,5	406	2170	2160	695	1070
BS-2	10,1	406	2170	2250	695	1180
BS-3	9,7	406	2170	2295	785	1290
D-1	10,0	406	2169	2149	736	1290
D-2	9,6	406	2169	2223	852	1420
D-3	9,2	406	2169	2381	852	1540
D-4	8,9	406	2169	2391	852	1650
D-5	8,6	406	2169	2466	852	1750
E-1	10,5	406	2170	2226	700	1260
E-2	10,1	406	2170	2231	700	1380
E-3	9,7	406	2170	2390	792	1510
E-4	9,3	406	2170	2392	700	1620
E-5	9,1	406	2170	2486	808	1730
ES-1	10,5	406	2170	2060	700	1240
ES-2	10,2	406	2170	2167	700	1360
ES-3	9,8	406	2170	2315	792	1490
ES-4	9,5	406	2170	2318	700	1600
ES-5	9,2	406	2170	2412	808	1710



HIAB 128 CLX

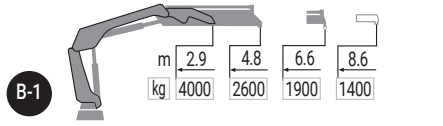

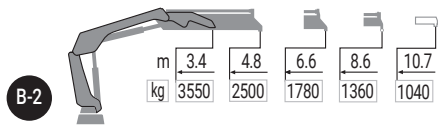

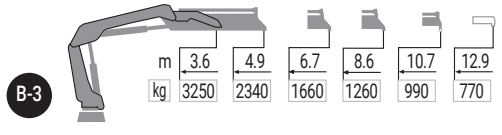

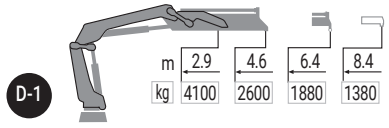

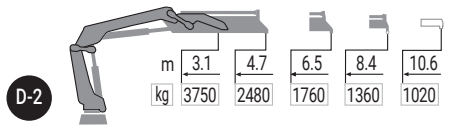

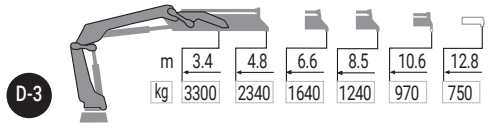

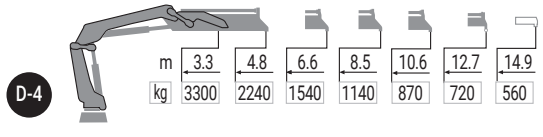

MODEL	txm	(°)	mm	mm	mm	kg
B-1	12,5	415	2264	2476	829	1566
B-2	12,0	415	2264	2476	834	1696
B-3	11,7	415	2264	2476	942	1816
D-1	12,1	415	2286	2351	841	1676
D-2	11,7	415	2286	2351	841	1796
D-3	11,2	415	2286	2351	932	1926
D-4	10,9	415	2286	2868	841	2036



HIAB 148 CLX

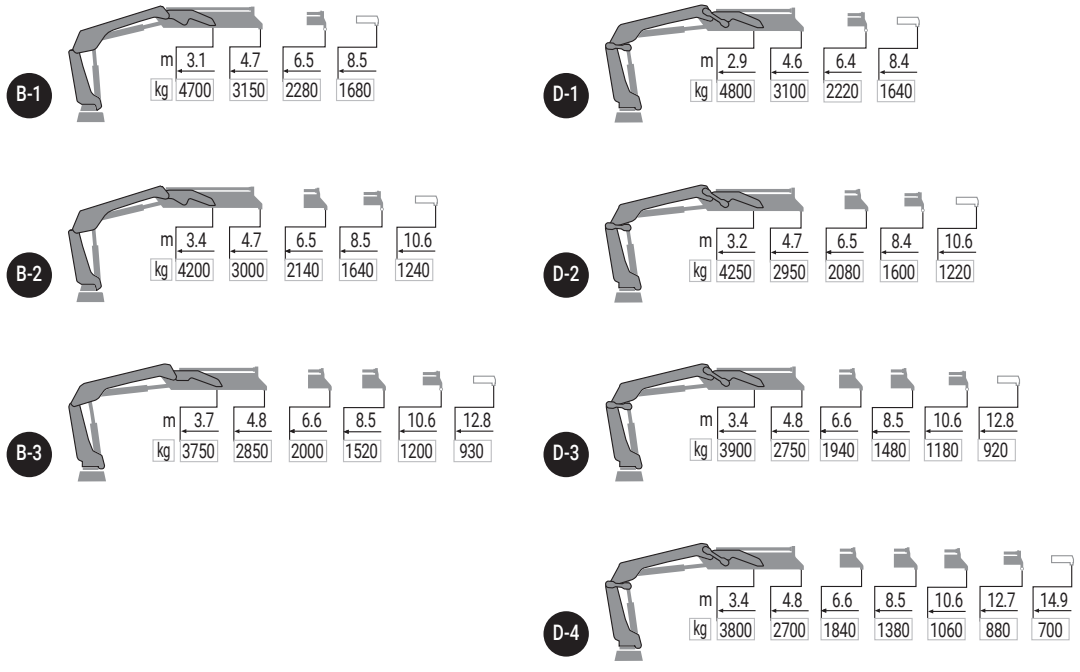

MODEL	txm	(°)	mm	mm	mm	kg
B-1	14,8	415	2264	2458	839	1626
B-2	14,3	415	2264	2458	839	1746
B-3	13,9	415	2264	2476	942	1886
D-1	14,2	415	2286	2351	841	1696
D-2	13,8	415	2286	2351	841	1826
D-3	13,3	415	2286	2351	932	1956
D-4	12,9	415	2286	2868	841	2086



HIAB 178 CLX

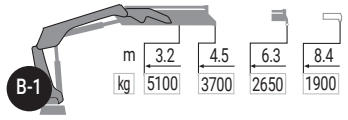

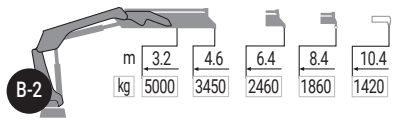

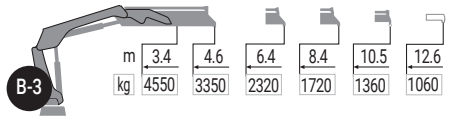

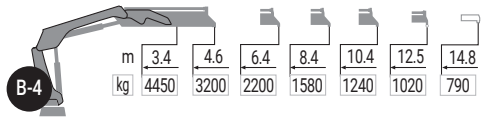

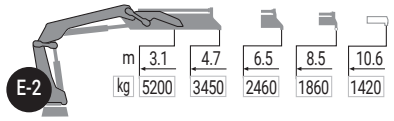

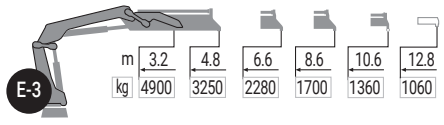

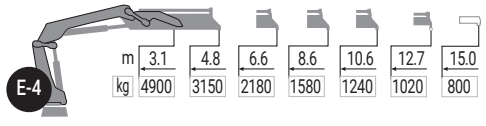

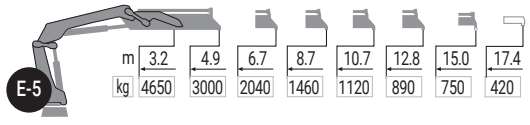

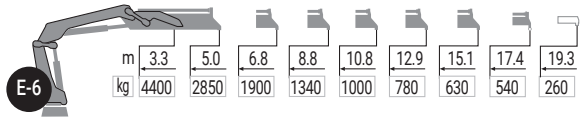

MODEL	txm	(°)	mm	mm	mm	kg
B-1	16,7	415	2265	2485	865	1881
B-2	16,0	415	2265	2485	965	2031
B-3	15,5	415	2265	2485	950	2201
B-4	15,1	415	2265	2492	965	2341
E-2	16,2	415	2260	2485	865	2161
E-3	15,7	415	2260	2485	965	2321
E-4	15,2	415	2260	2485	965	2461
E-5	14,8	415	2260	2496	965	2601
E-6	14,5	415	2265	2496	965	2721



HIAB 218 CLX

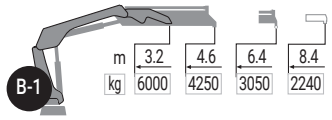

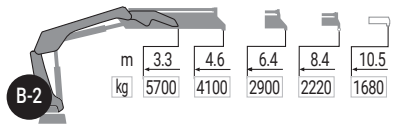

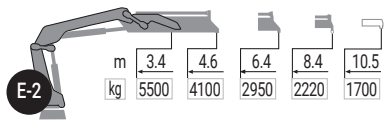

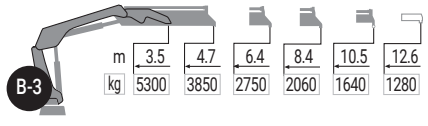

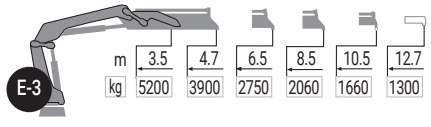

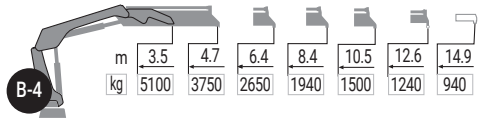

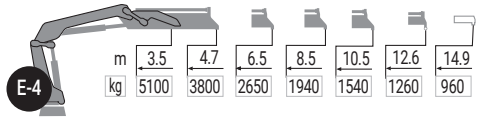

MODEL	txm	(°)	mm	mm	mm	kg
B-1	19,6	415	2268	2476	846	1961
B-2	18,8	415	2268	2476	953	2111
B-3	18,4	415	2268	2476	953	2271
B-4	17,9	415	2268	2476	953	2411
E-2	18,9	415	2269	2475	857	2231
E-3	18,4	415	2269	2475	875	2391
E-4	17,9	415	2269	2485	875	2531



HIAB 248 CLX



MODEL	txm	(°)	mm	mm	mm	kg
EP-2	21,8	410	2393	2500	1070	2771
EP-3	21,2	410	2393	2500	1124	2971
EP-4	20,7	410	2393	2500	1153	3141
EP-5	20,3	410	2393	2503	1153	3281



HIAB 288 CLX



MODEL	txm	(°)	mm	mm	mm	kg
EP-2	25,3	420	2393	2500	1070	2981
EP-3	24,6	420	2393	2500	1124	3181
EP-4	24,1	420	2393	2500	1153	3351
EP-5	23,7	420	2393	2503	1153	3491



HIAB X-328 CLX

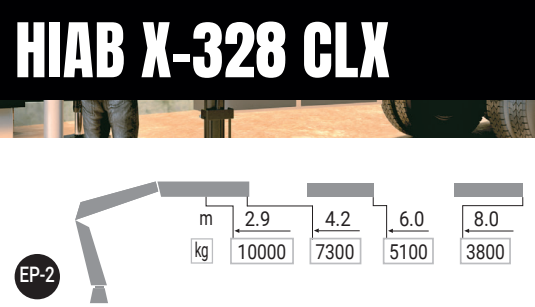



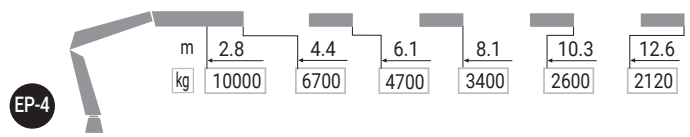

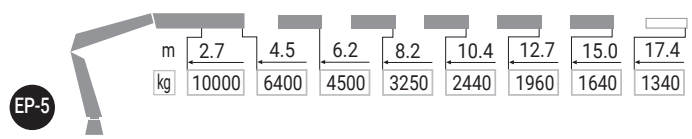

MODEL	txm	(°)	mm	mm	mm	kg
EP-2	30,3	420	2380	2495	1120	3445
EP-3	29,6	420	2380	2495	1198	3655
EP-4	29,0	420	2380	2497	1239	3859
EP-5	28,5	420	2380	2497	1239	4017



HIAB X-388 CLX



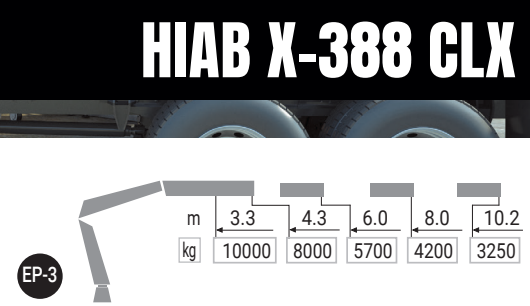

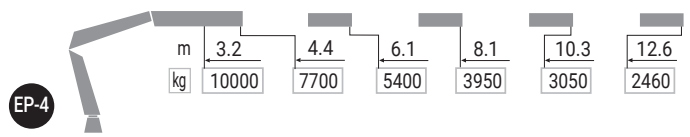

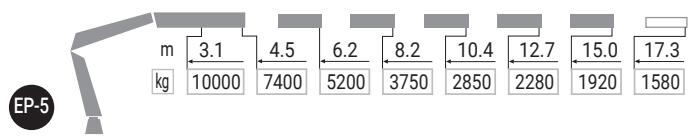

MODEL	txm	(°)	mm	mm	mm	kg
EP-2	34,2	420	2421	2499	1117	3681
EP-3	33,6	420	2421	2499	1196	3901
EP-4	33,0	420	2421	2510	1236	4116
EP-5	32,6	420	2421	2505	1236	4284



HIAB X-398 CLX

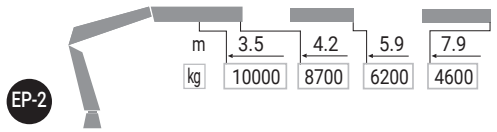

EP-2

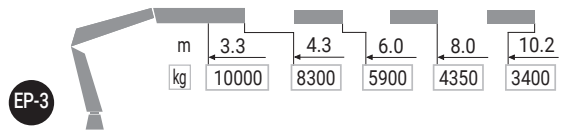

EP-3

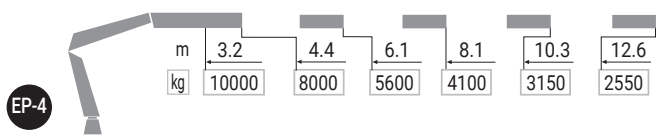

EP-4

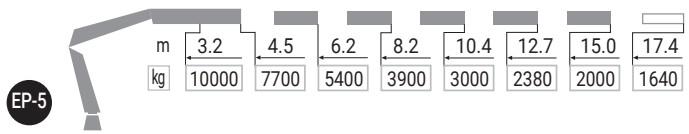

EP-5

MODEL	txm	(°)	mm	mm	mm	kg
EP-2	34,1	∞	2458	2503	1305	3750
EP-3	33,2	∞	2458	2503	1373	3970
EP-4	32,7	∞	2458	2503	1403	4185
EP-5	32,2	∞	2458	2503	1403	4353





HIAB T-009 CLX

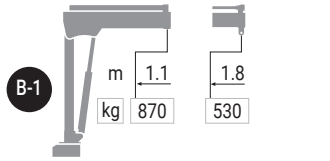

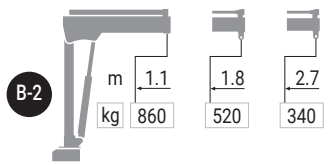



HIAB T-013 CLX

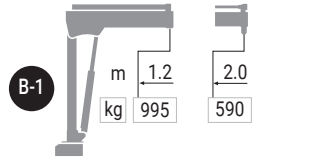

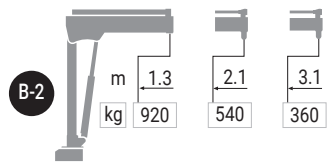

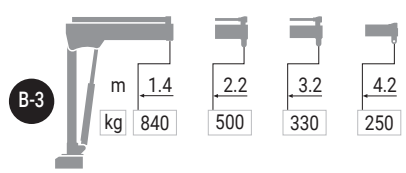



HIAB T-018 CLX



HIAB T-023 CLX

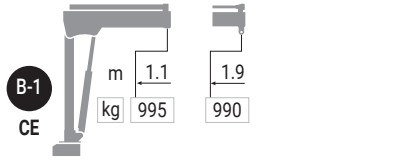

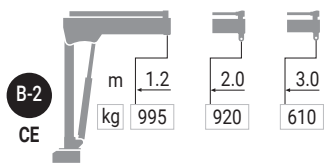

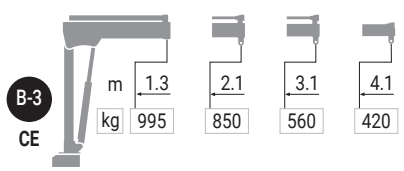

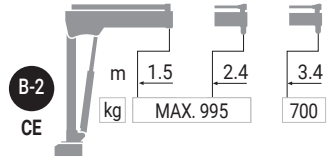

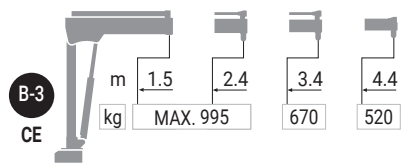

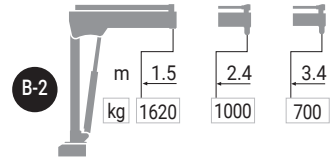

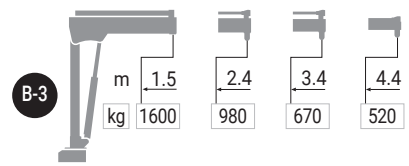



HIAB T-029 CLX



HIAB T-038 CLX

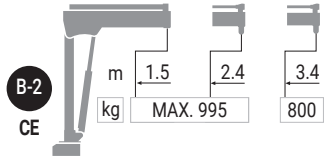

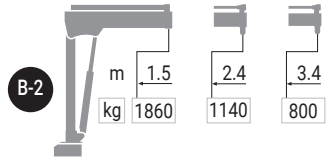

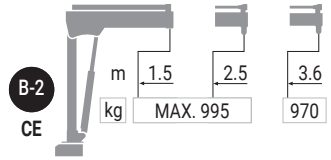

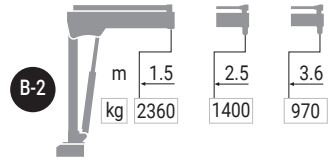

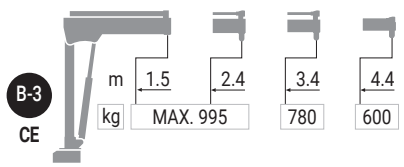

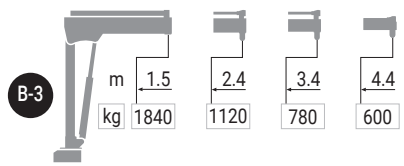

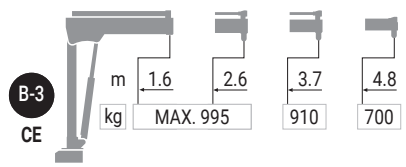

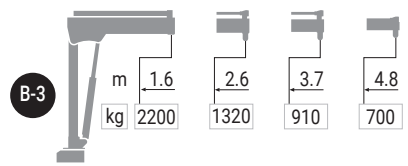

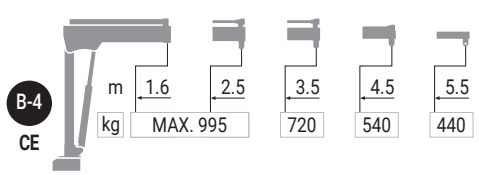

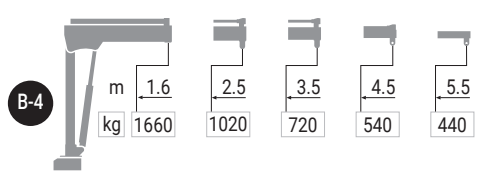

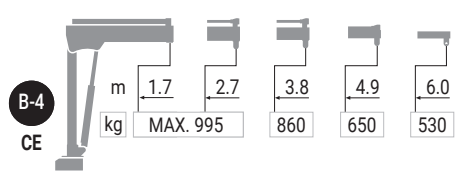

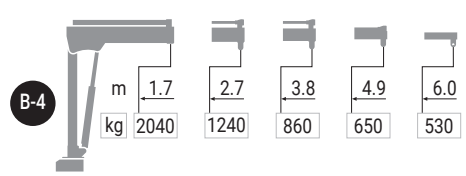



EN

CL

The best way to access the HIAB world with the most basic crane models in the range. They are made for lifting without adding excessive frills that add costs when not required.

- For non CE markets
- Manual controlled system

IT

CL

Il modo migliore per accedere al mondo HIAB, grazie ai modelli di gru più basici della gamma, realizzati per sollevare carichi senza troppi fronzoli che aggiungono costi non richiesti.

- Per mercati senza marchio CE
- Sistema di controllo manuale

SE

CL

Det bästa sättet att ge dig in i HIAB-världen med de enklaste kranmodellerna i sortimentet. De är gjorda för att lyfta utan några avancerade funktioner och passar perfekt när avancerade funktioner inte behövs.

- För marknader som inte är CE-marknader
- Manuellt system

FR

CL

Le meilleur moyen pour rejoindre l'univers HIAB avec les modèles de grues standard de la gamme. Elles sont destinées au levage sans l'ajout d'accessoires excessifs qui engendrent des coûts supplémentaires lorsqu'ils ne sont pas nécessaires.

- Pour les marchés hors CE
- Command manuelle

DE

CL

Der beste Einstieg in die Welt von HIAB mit den grundlegendsten Kranmodellen der Produktreihe. Sie sind für Hebearbeiten konzipiert, ohne überflüssige Extras, die unnötige Kosten verursachen.

- Für Nicht-CE-Märkte
- Manuell gesteuertes System

ES

CL

La mejor manera de acceder al mundo HIAB con los modelos de grúas más básicos de la gama. Están hechos para elevar sin demasiadas florituras que añadan costes innecesarios.

- Para Mercado no CE
- Sistema manual de control



HIAB X-8 CL

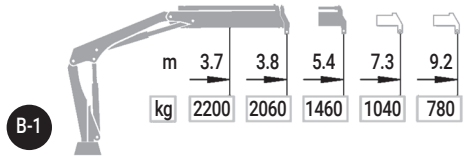

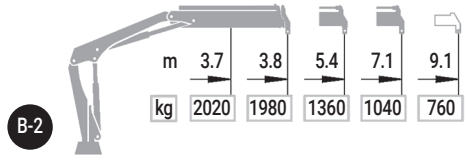

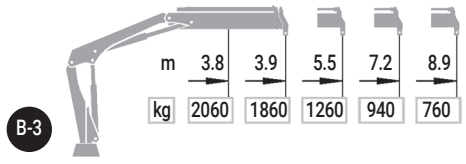

MODEL	txm	(°)	mm	mm	mm	kg
B-1	7,9	400	1890	2130	695	911
B-2	7,5	400	1890	2225	695	1011
B-3	7,2	400	1890	2290	785	1091



HIAB X-12 CL

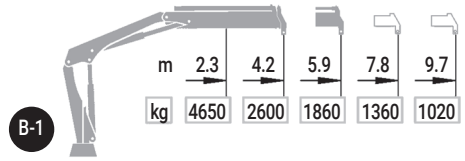

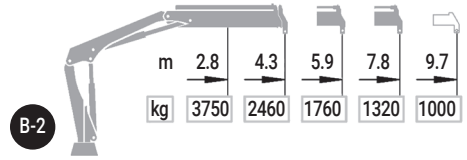

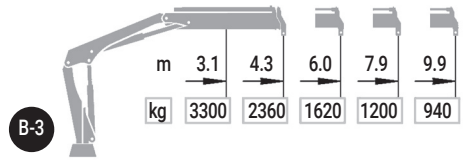

MODEL	txm	(°)	mm	mm	mm	kg
B-1	11,0	400	2170	2166	668	1471
B-2	10,6	400	2170	2250	668	1591
B-3	10,2	400	2170	2316	761	1441



HIAB 14 CL

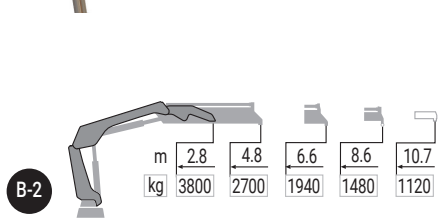

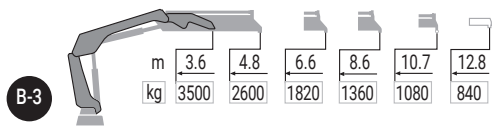

MODEL	txm	(°)	mm	mm	mm	kg
B-2	12,9	415	2264	2534	839	1672
B-3	12,6	415	2264	2534	942	1802



HIAB 16 CL

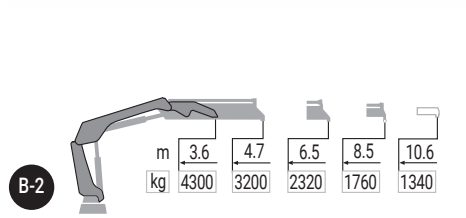

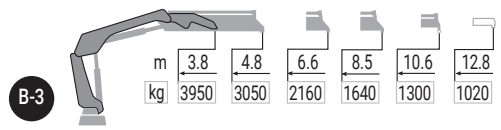

MODEL	txm	(°)	mm	mm	mm	kg
B-2	15,3	415	2264	2534	839	1822
B-3	14,9	415	2264	2534	942	1962



HIAB 19 CL



HIAB 23 CL

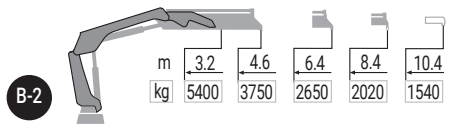

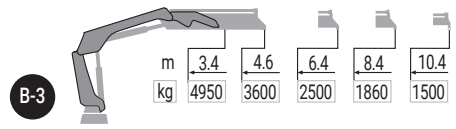

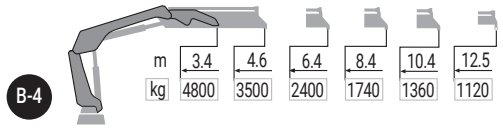

MODEL	txm	(°)	mm	mm	mm	kg
B-2	17,3	415	2265	2485	865	2061
B-3	16,8	415	2265	2485	950	2221
B-4	16,4	415	2265	2492	865	2331

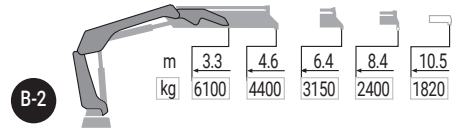

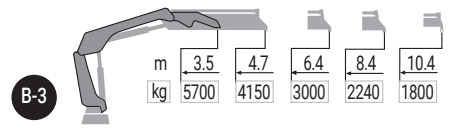

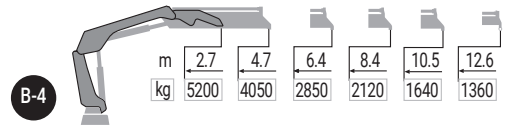

MODEL	txm	(°)	mm	mm	mm	kg
B-2	20,3	415	2267	2476	846	2151
B-3	19,9	415	2267	2476	953	2311
B-4	19,1	415	2267	2476	953	2421

EN - Data referring to the weight of the crane includes the lightest type of stabilisers available for that model.

All data provided is accurate to the best of our knowledge at the time of publication. Product information, specifications, and details are subject to change. Final and valid details will be confirmed during the official ordering process.

IT - I dati del peso gru includono quello degli stabilizzatori del tipo più leggero presenti per quel modello.

Tutti i dati forniti sono accurati al meglio delle nostre conoscenze al momento della pubblicazione. Le informazioni sui prodotti, le specifiche e i dettagli sono soggetti a modifiche. I dettagli definitivi e validi saranno confermati durante il processo di ordinazione ufficiale.

FR - Les données relatives au poids de la grue incluent le type de stabilisateurs le plus léger disponible pour ce modèle.

Toutes les données fournies sont exactes à notre connaissance au moment de la publication. Les informations sur les produits, les spécifications et les détails sont susceptibles d'être modifiés. Les détails définitifs et valides seront confirmés lors du processus de commande officiel.

ES - Los datos relativos al peso de la grúa incluyen el tipo más ligero de estabilizadores disponibles para ese modelo.

Todos los datos proporcionados son exactos según nuestro leal saber y entender en el momento de la publicación. La información sobre los productos, las especificaciones y los detalles están sujetos a cambios. Los detalles definitivos y válidos se confirmarán durante el proceso de pedido oficial.

SE - Uppgifter om kranens vikt inkluderar den lättaste typen av stabilisatorer som finns tillgängliga för den modellen.

Alla uppgifter är korrekta vid tidpunkten för publiceringen. Produktinformation, specifikationer och detaljer kan komma att ändras. Slutgiltiga och giltiga detaljer bekräftas under den officiella beställningsprocessen.

DE - Die Angaben zum Gewicht des Krans beziehen sich auf die leichteste für dieses Modell verfügbare Stabilisatorausführung.

Alle angegebenen Daten entsprechen nach unserem besten Wissen zum Zeitpunkt der Veröffentlichung der Wahrheit. Produktinformationen, Spezifikationen und Details können sich ändern. Die endgültigen und gültigen Details werden während des offiziellen Bestellvorgangs bestätigt.

EN

EFFER's engineering passion produces cranes with unmatched strength, durability, and lifting reach. From robust 30 Tm heavy lifters to iconic super heavy cranes beyond 100 Tm, EFFER delivers stability, live performance monitoring, and the ability to reach over obstacles and into tight spaces. Designed for construction, logistics, arboriculture, and specialist work, EFFER cranes combine superior weight-to-performance ratios with advanced stabiliser systems and digital tools. Backed by an unrivalled global service network, EFFER keeps you lifting without limits.

IT

La passione ingegneristica di EFFER dà vita a gru dall'ineguagliabile robustezza, durata e portata di sollevamento. Dalle robuste gru per carichi pesanti da 30 tonnellate alle iconiche gru super pesanti oltre le 100 tonnellate, EFFER offre stabilità, monitoraggio delle prestazioni in tempo reale e la capacità di superare ostacoli e raggiungere spazi ristretti. Progettate per l'edilizia, la logistica, l'arboricoltura e i lavori specialistici, le gru EFFER combinano un rapporto peso/prestazioni superiore con sistemi di stabilizzazione avanzati e strumenti digitali. Supportata da una rete di assistenza globale senza pari, EFFER ti consente di sollevare senza limiti.

FR

La passion d'EFFER pour l'ingénierie se traduit par des grues d'une puissance, d'une durabilité et d'une portée de levage inégalées. Des robustes grues de levage lourd de 30 tonnes aux grues super lourdes emblématiques de plus de 100 tonnes, EFFER offre stabilité, surveillance des performances en temps réel et capacité à franchir des obstacles et à accéder à des espaces restreints. Conçues pour la construction, la logistique, l'arboriculture et les travaux spécialisés, les grues EFFER combinent un rapport poids/performances supérieur à des systèmes de stabilisation avancés et des outils numériques. Soutenu par un réseau de service mondial inégalé, EFFER vous permet de lever sans limites.

ES

La pasión por la ingeniería de EFFER da como resultado grúas con una resistencia, durabilidad y alcance de elevación sin igual. Desde robustas grúas de gran tonelaje de 30 tm hasta emblemáticas grúas superpesadas de más de 100 tm, EFFER ofrece estabilidad, supervisión del rendimiento en tiempo real y la capacidad de superar obstáculos y acceder a espacios reducidos. Diseñadas para la construcción, la logística, la arboricultura y trabajos especializados, las grúas EFFER combinan una relación peso-rendimiento superior con sistemas estabilizadores avanzados y herramientas digitales. Respaldada por una red de servicio global sin igual, EFFER le permite levantar sin límites.

SE

EFFER:s passion för teknik resulterar i kranar med oöverträffad styrka, hållbarhet och lyfträckvidd. Från robusta 30-tonskranar till ikoniska supertunga kranar på över 100 ton levererar EFFER stabilitet, liveövervakning av prestanda och förmågan att nå över hinder och in i trånga utrymmen. EFFER-kranar är konstruerade för bygg-, logistik-, trädvård- och specialarbeten och kombinerar överlägsen vikt-prestanda-förhållande med avancerade stabiliseringssystem och digitala verktyg. Med stöd av ett oöverträffat globalt servicenätverk ser EFFER till att du kan lyfta utan begränsningar.

DE

Die Leidenschaft von EFFER für Technik führt zu Kränen mit unübertroffener Stärke, Langlebigkeit und Reichweite. Von robusten 30-Tonnen-Schwerlastkranen bis hin zu legendären Super-Schwerlastkranen mit über 100 Tonnen bietet EFFER Stabilität, Live-Leistungsüberwachung und die Fähigkeit, Hindernisse zu überwinden und enge Räume zu erreichen. EFFER-Krane wurden für Bau, Logistik, Baumpflege und Spezialarbeiten entwickelt und kombinieren ein hervorragendes Verhältnis von Gewicht zu Leistung mit fortschrittlichen Stabilisierungssystemen und digitalen Tools. Mit einem konkurrenzlosen globalen Servicenetzwerk sorgt EFFER dafür, dass Sie ohne Einschränkungen heben können.

LEGEND

EN - This guide explains the symbols and abbreviations used throughout the catalogue for the EFFER range.
IT - Questa guida spiega i simboli e le abbreviazioni utilizzati nel catalogo della gamma EFFER.
FR - Ce guide explique les symboles et abréviations utilisés dans le catalogue de la gamme EFFER.
ES - Esta guía explica los símbolos y abreviaturas utilizados en todo el catálogo de la gama EFFER.
SE - Denna guide förklarar symbolerna och förkortningarna som används i katalogen för EFFER-sortimentet.
DE - Dieser Leitfaden erläutert die Symbole und Abkürzungen, die im gesamten Katalog für die EFFER-Produktreihe verwendet werden.

Stabilizer width.
Larghezza stabilizzatori.
Anchura estabilizador.
Largeur stabs.
Stabilisatorns bredd.
Abstützbreite.

Lifting moment.
Momento di sollevamento.
Momento de elevación.
Moment de levage.
Lyftmoment.
Hubmoment.

Crane width.
Larghezza della gru.
Ancho de grúa.
Largeur de la grue.
Kranbredd.
Kranbreite.

Crane thickness.
Spessore gru.
Anchuraa de la grúa.
Epaisseur de la grue.
Kranens tjocklek.
Krandicke.

CE mark.
Marchio CE.
Marca CE.
Marquage CE.
CE-märkning.
CE-Kennzeichnung.

Crane for NON CE markets.
Gru per mercati NON CE.
Grúa para mercados NO CE.
Grue pour les marchés NON CE.
Kran för marknader utanför EU.
Krane für NICHT-CE-Märkte.

ETL (EFFER Twin Links).
ETL (EFFER Twin Links) Doppia biella.
ETL (EFFER Twin Links) Doble biela.
ETL (EFFER Twin Links).
Dubbel vevstake.
Doppelkniehebel.

Integral subframe for compact mounting.
Basamento integrale per montaggi compatti.
Base integrada para montaje compacto.
Embase intégrale pour montage compact.
Integrerad underram för kompakt montering.
Integrierter Hilfsrahmen für kompakte Installationen.

Sequence valves.
Valvole di sequenza.
Válvulas de secuencia.
Valve séquentielle.
Sekvensventiler.
Sequenzventile.

Min GVW for crane installation.
PTT min.
Min. MMA para instalcion de grúa.
Poids brut minimal du véhicule pour installation de la grue.
Min GVW för kraninstallation.
Mind. Gesamtgewicht des Fahrzeugs für Kraneinbau.

Crane weight.
Peso gru.
Peso de la grúa.
Peso de la grue.
Kranvikt.
Krangewicht.

Slewing angle.
Angolo di rotazione.
Ángulo de giro.
Rotation.
Svängvinkel.
Drehwinkel.

Crane height.
Altezza della gru.
Altura de la grúa.
Hauteur de la grue.
Kranhöjd.
Kranhohe.

Hexagonal boom profile.
Bracci a profilo esagonale.
Brazos de perfil hexagonal.
Bras avec profil hexagonal.
Sexkantig bomprofil.
Ausleger mit sechskantigem Profil.

Decagonal boom profile.
Bracci a profilo decagonale.
Brazos de perfil decagonal.
Bras avec profil décagonal.
Dekagonal bomprofil.
Ausleger mit dekagonalem Profil.

Rack and pinion.
Rotazione a cremagliera.
Giro por cremallera.
Rotation par crémaillère.
Kuggstångsrotation.
Schwenkung mittels Zahnstange.

Slewing ring and reduction gear unit.
Rotazione con ralla e motoriduttore.
Corona giratoria y unidad reductora por engranajes.
Rotation par couronne et motoréducteur.
Svängring och reduktionsväxel.
Schwenkung mittels Drehkranz und Getriebe.

Additional reduction gear unit.
Doppio motoriduttore.
Grupo motorreductor adicional.
Double moto réducteur.
Extra reduktionsväxel.
Schwenkmotor.

Fly-jib articulating for more than 180°.
Sistema di articolazione del jib superiore a 180°.
Sistema de articulación del jib superior a 180°.
Système d'articulation du jib supérieur à 180°.
Fly-jib som kan vinklas mer än 180°.
Zusatzgelenk über 180°.

Outer boom articulating for more than 180°.
Articolazione del braccio superiore a 180°.
Articulación del brazo superior a 180°.
Articulation du bras supérieure à 180°.
Yttre bom som kan vridas mer än 180°.
Gelenkpunkt über 180° des Knickarmes.

Oil cooler.
Scambiatore di calore.
Enfriador de aceite.
Échangeur de chaleur.
Oljekylare.
Ölkühler.

Radio remote control with HD display.
Radiocomando con display HD.
Contro remoto con pantalla HD (display).
Radiocommande avec écran HD.
Radiostyrning med HD-skärm.
Funkfernsteuerung mit HD Anzeige.

Radio remote control with display.
Radiocomando con display.
Contro remoto con pantalla (display).
Radiocommande avec écran.
Radiostyrning med display.
Funkfernsteuerung mit Anzeige.

Radio remote control.
Radiocomando.
Control remoto por radio.
Radiocommande.
Radiostyrning.
Funksteuerung.

Radio remote control CD4.
Radiocomando CD4.
Control remoto por radio CD4.
Radiocommande CD4.
Radiostyrning CD4.
Funksteuerung CD4.

Swing-up stabilizers, manually activated.
Variante girevole manuale.
Gatos estabilizadores giratorios de accionamiento manual.
Relevage manuel des stabilisateurs.
Uppfällbara stabilisatorer, manuellt aktiverade.
Schwenkbare Abstützzylinder mit manuellem Antrieb.

30° manual swing-up device.
Variante girevole manuale 30° gradi.
Giratorio manual de 30°.
Relevage manuel 30° des stabilisateurs.
30° manuell uppfällningsanordning.
Schwenkbare Abstützzylinder mit 30° manuellem Antrieb.

Swing-up stabilizers, hydraulically activated.
Variante girevole idraulica.
Gatos estabilizadores giratorios de accionamiento hidráulico.
Relevage hydraulique des stabilisateurs.
Uppfällbara stabilisatorer, hydrauliskt aktiverade.
Schwenkbare Abstützzylinder mit hydraulischem Antrieb.

Stabilizers with manual outlet.
Uscita stabilizzatori manuale.
Extensión manual del estabilizador.
Sortie manuelle stabilisateurs.
Stabilisatorer med manuell utlopp.
Abstützungen mit manuellem Hub.

Stabilizers with hydraulic outlet.
Uscita stabilizzatori idraulica.
Gatos estabilizadores con extensión hidráulica.
Sortie hydraulique des stabilisateurs.
Stabilisatorer med hydrauliskt utlopp.
Abstützungen mit hydraulischem Hub.

"Grip & Swing" - Hook on bearing with cardan.
"Grip & Swing" - Gancio con cuscinetto e cardano.
"Grip & Swing" - Gancho con cojinete.
"Grip & Swing" - Crochet avec roulement et cardan.
"Grip & Swing" - Krok på lager med kardankoppling
"Grip & Swing" - Haken mit Lagern und Kardangelenk.

Hoist.
Verricello.
Cabrestante.
Treuil.
Lyftanordning
Seilwinde.

Crane prepared for MEWP.
Gru predisposta per MEWP.
Grúa preparada para MEWP.
Grue préparée pour MEWP.
Kran förberedd för MEWP.
Kran vorbereitet für MEWP.

LEGEND

Radio remote with joystick.
Radiocomando con joystick.
Radiocomando con joystick.
Radiocommande avec joystick.
Radiostyrning med joystick.
Funksteuerung mit joystick.

Radio remote for stabilizers.
Radiocomando per stabilizzatori.
Mando a distancia para estabilizadores.
Radiocommande pour stabilisateurs.
Radiostyrning för stabilisatorer.
Funksteuerung für Abstützungen.

C Version.
Versione C.
Versión C.
Version C.
C-version.
C-Version.

EFFER second JIB.
EFFER secondo JIB.
EFFER segundo JIB.
EFFER deuxième JIB.
EFFER andra JIB.
EFFER zweite JIB.

Jib XL, higher capacity jib.
Jib XL, jib ad alta capacità.
Jib XL, jib de mayor capacidad.
Jib XL, jib à plus grande capacité.
Jib XL, jib med högre kapacitet.
Jib XL, jib mit höherer Kapazität.

Hydraulic extension with two extensions.
Prolunga idraulica a due sfili.
Extensión hidráulica con dos extensiones.
Extension hydraulique avec deux rallonges.
Hydraulisk förlängning med två förlängningar.
Hydraulische Verlängerung mit zwei Verlängerungen.

CroSStab stabilisation system.
CroSStab sistema di stabilizzazione.
CroSStab sistema de estabilización.
CroSStab système de stabilisation.
CroSStab stabiliseringssystem.
CroSStab Stabilisierungssystem.

V-Stab stabilisation system.
V-Stab sistema di stabilizzazione.
V-Stab sistema de estabilización.
V-Stab système de stabilisation.
V-Stab stabiliseringssystem.
V-Stab Stabilisierungssystem.

Remote Assistance Control EFFER.
Assistenza remota controllo EFFER.
Asistencia remota control EFFER.
Assistance à distance contrôle EFFER.
Fjärrstyrnings kontroll EFFER.
Fernsteuerung Unterstützung EFFER.

Symmetric layout of extension cylinders 9° extension with internal cylinder.
Disposizione simmetrica dei martinetti sfili 9° sfilo con martinetto interno.
Disposición simétrica de las extensiones de cilindros 9° extensión con cilindro interno.
Disposition symétrique des allongements 9ème allongement avec vérin interne.
Symmetrisk placering av förlängningscylindrar 9° förlängning med intern cylinder.
Symmetrische Anordnung der Ausschubzylinder 9°. Ausschub mit internem Zylindern.

"Wind & Drive" Crane foldable with the fly-jib on, without removing the winch components.
"Wind & Drive" Ripiegabilità gru con snodo senza smontare i componenti del verricello.
"Wind & Drive" Plegado de la grúa sin necesidad de desmontar los components del cabrestante.
"Wind & Drive" Repli de la grue avec l'articulation sans démontage du treuil.
"Wind & Drive" Kran som kan fällas ihop med fly-jibben på, utan att ta bort vinschkomponenterna.
"Wind & Drive" Zusammenlegen des Kranes ohne Demontage der Windebestandteile.

"High Speed System":
Increased speed of extensions cylinders.
Incremento della velocità di estensione degli sfili.
Aumento de la velocidad de extensión de la grúa.
Augmentation de la vitesse d'extension des allongements.
Ökad hastighet för förlängningscylindrar.
Erhöhte Geschwindigkeit der Ausschubzylinder.

"Pro.Dec. System":
Cylinders with progressive stop at the end of their stroke.
Martinetti con sistema di arresto graduale a fine-corsa.
Cilindros con sistema de parada gradual a final de carrera.
Vérins avec système d'arrêt progressif en fin de course.
Cylindrar med progressivt stopp vid slutet av slaget.
Zylinder mit schrittweisem Gesperre bei Erreichen der Endabschaltvorrichtung.

DLC-S Dynamic Load Chart:
Load diagram visualization on radiocontrol display.
Visualizzazione grafico portate su display radiocomando.
Visualización del diagrama de carga en la pantalla del radiocontrol.
Visualisation du diagramme de charge sur l'écran de la radiocommande.
Visualisering av belastningsdiagram på radiostyrningsdisplayen.
Visualisierung des Lastdiagramms auf dem Display der Funksteuerung.

SENSE:
Crane advanced stability system.
Sistema Evoluto di stabilità della gru.
Sistema avanzado de estabilidad de grúas.
Système de stabilité avancé pour grue.
Kranens avancerade stabilitetssystem.
Fortschrittliches Stabilitätssystem für Krane.

AHC:
Assisted Hoist Control.
Controllo del carico al verricello.
Control de la carga en el cabrestante.
Commande assistée du palan.
Assisterad lyftkontroll.
Unterstützte Hebesteuerung.

2 inlet lines.
Doppia linea di mandata.
Doble línea de impulsión
Double ligne de refoulement
Dubbel tryckledning.
Doppelte Druckleitung

VSL:
Variable Stability Logic.
Logica di stabilità variabile.
Lógica de estabilidad variable.
Logique de stabilité variable.
Variabel stabilitetslogik.
Variable Stabilitätslogik.

VSL Plus:
Variable Stability Logic plus.
Logica di stabilità variabile plus.
Lógica de estabilidad variable plus.
Logique de stabilité variable plus.
Variabel stabilitetslogik plus.
Variable Stabilitätslogik plus.

PROGRESS 3.0, EFFER control system technology.
PROGRESS 3.0, tecnologia del sistema di controllo EFFER.
PROGRESS 3.0, tecnología del sistema de control EFFER.
PROGRESS 3.0, technologie du système de contrôle EFFER.
PROGRESS 3.0, EFFER styrsystemteknologi.
PROGRESS 3.0, EFFER Steuerungssystemtechnologie.

SPACEvo control system technology.
Tecnologia del sistema di controllo SPACEevo.
Tecnología del sistema de control SPACEevo.
Technologie du système de contrôle SPACEevo.
SPACEevo styrsystemteknologi.
SPACEevo Steuerungssystemtechnologie.

SPACE X4 control system technology.
SPACE X4, tecnologia del sistema di controllo.
SPACE X4, tecnología del sistema de control.
SPACE X4, technologie du système de contrôle.
SPACE X4, styrsystemteknologi.
SPACE X4, Steuerungssystemtechnologie.



EFFER 35

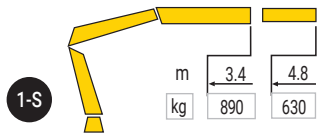

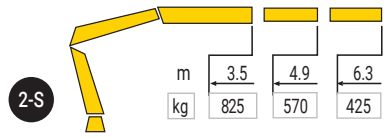

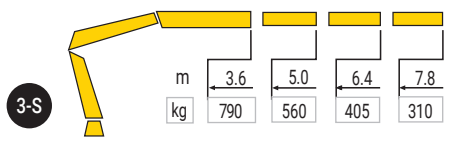

MODEL	txm	(°)	mm	mm	mm	mm	t	kg
1S	3,01	360	1705	1990	475	3120	3.5	460
2S	2,89	360	1705	1990	475	3120	3.5	500
3S	2,84	360	1705	2040	475	3120	3.5	535

standard

optional





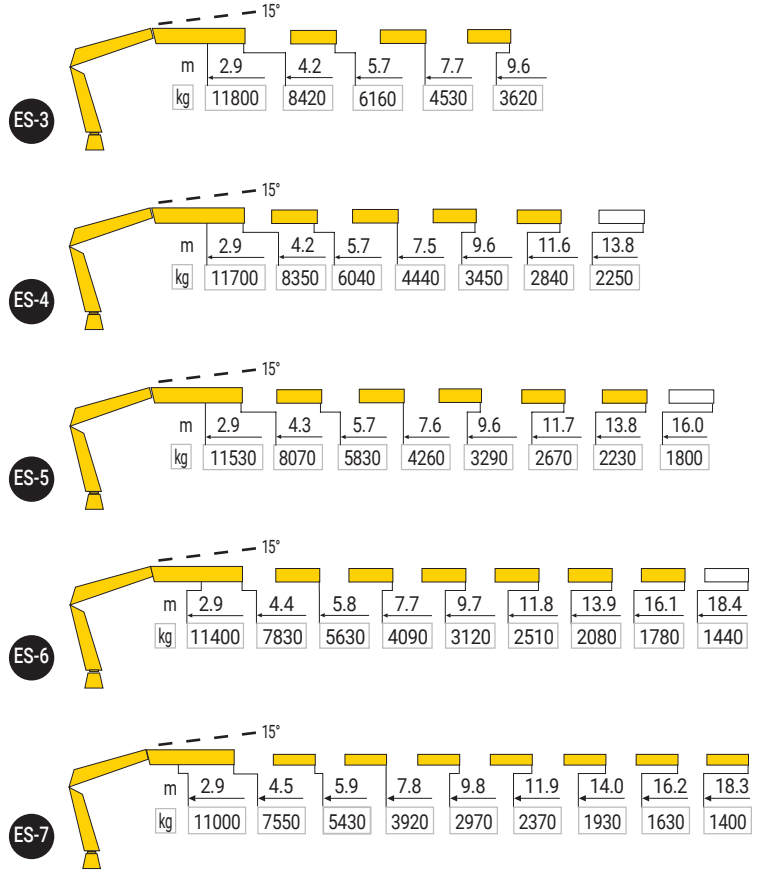

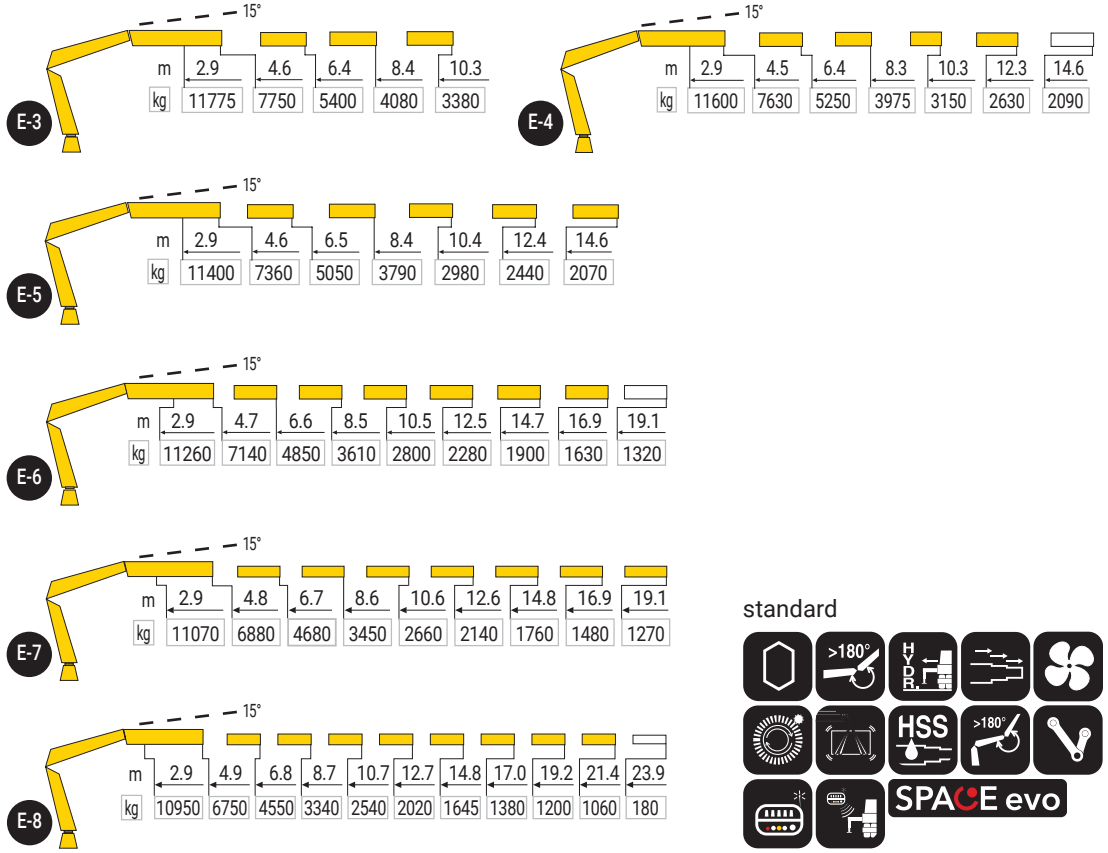

standard

optional



MODEL	txm	(°)	mm	mm	mm	mm	t	kg
E-3	35,2	∞	2420	2550	1185	5600 7800	26	4003
E-4	37,7	∞	2420	2550	1185	5600 7800	26	4185
E-5	34,1	∞	2420	2500	1185	5600 7800	26	4346
E-6	33,8	∞	2420	2500	1185	5600 7800	26	4498
E-7	33,2	∞	2630	2500	1261	5600 7800	26	4631
E-8	32,9	∞	2630	2500	1261	5600 7800	26	4753

Continues on next page



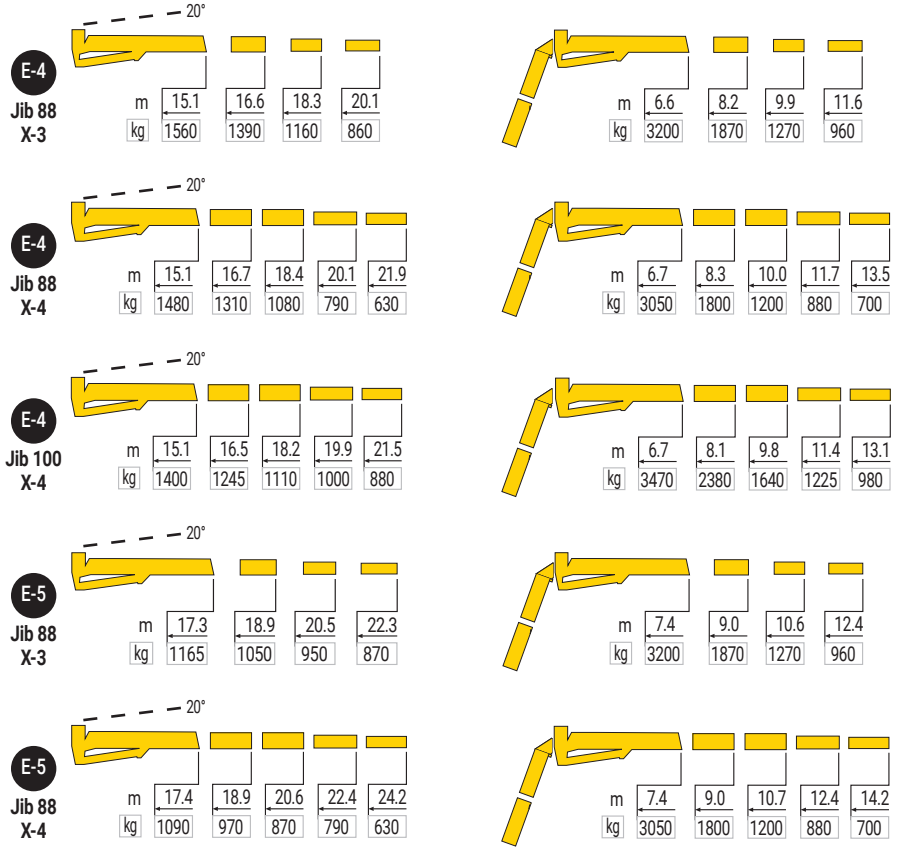

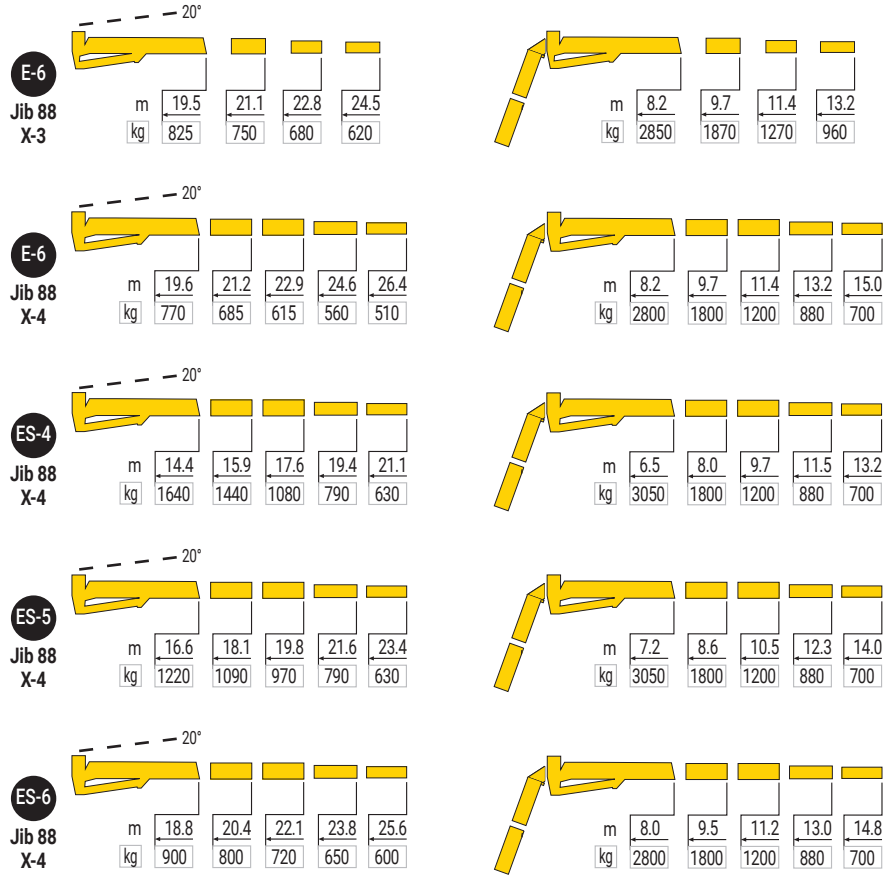

standard



optional



MODEL	txm	(°)	mm	mm	mm	mm	t	kg
E-4 + JIB 88 X-3	34,7	∞	2665	2500	1290	5600 7800	26	4851
E-4 + JIB 88 X-4	34,7	∞	2665	2500	1290	5600 7800	26	4915
E-4 + JIB 100 X-4	34,7	∞	2665	2500	1290	5600 7800	26	5106
E-5 + JIB 88 X-3	34,1	∞	2665	2500	1290	5600 7800	26	5023
E-5 + JIB 88 X-4	34,1	∞	2665	2500	1290	5600 7800	26	5086
E-6 + JIB 88 X-3	33,8	∞	2665	2500	1290	5600 7800	26	5150
E-6 + JIB 88 X-4	33,8	∞	2665	2500	1290	5600 7800	26	5214
ES-4 + JIB 88 X-4	33,7	∞	2665	2500	1290	5600 7800	26	4915
ES-5 + JIB 88 X-4	33,2	∞	2665	2500	1290	5600 7800	26	5086
ES-6 + JIB 88 X-4	32,8	∞	2665	2500	1290	5600 7800	26	5214



EFFER iQ.525 HP

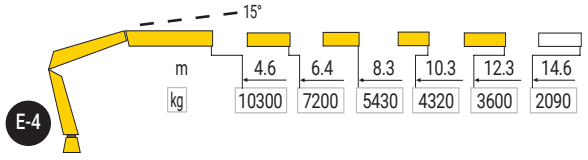

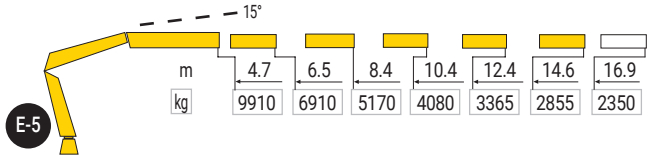

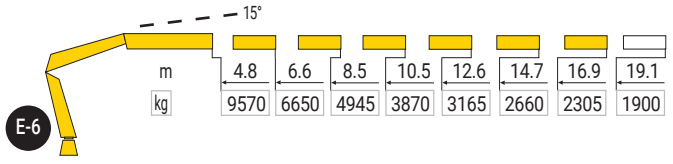

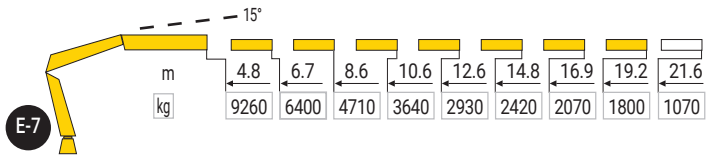

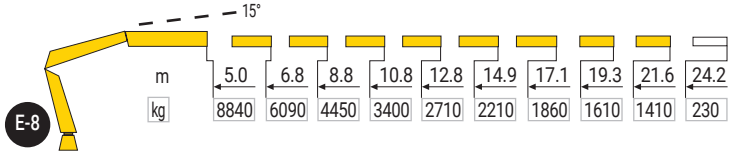

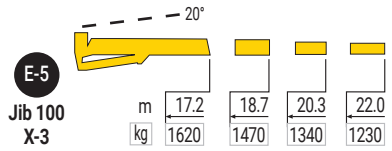



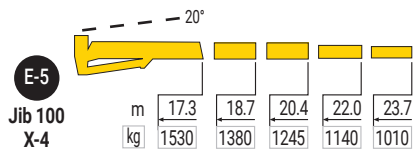

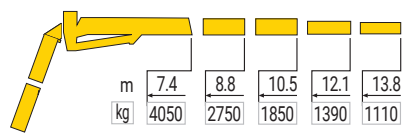

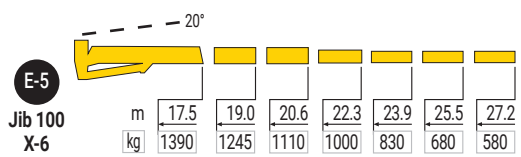

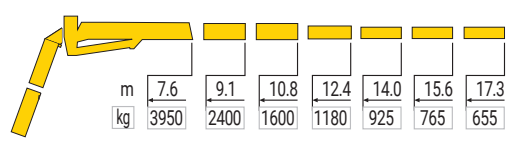

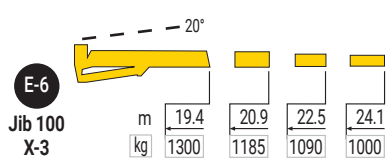

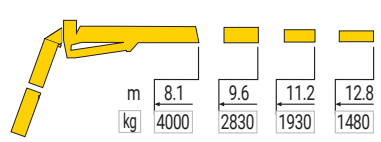

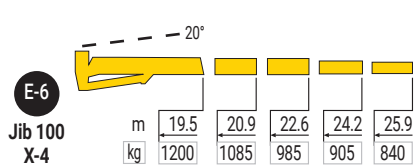

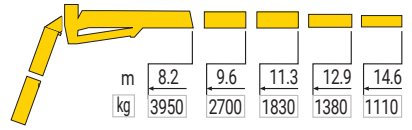

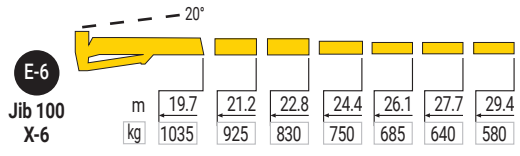

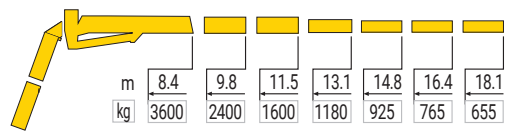

standard



optional



MODEL	txm	(°)	mm	mm	mm	mm	t	kg
E-4	46,85	∞	2495	2550	1310	7830	26	5321
E-5	46,17	∞	2495	2550	1310	7830	26	5532
E-6	45,48	∞	2495	2550	1310	7830	26	5718
E-7	44,85	∞	2495	2550	1435	7830	26	5919
E-8	44,09	∞	2495	2550	1435	7830	26	6125
E-5 + JIB 100 X-3	46,17	∞	2595	2550	1475	7830	26	6409
E-5 + JIB 100 X-4	46,17	∞	2595	2550	1475	7830	26	6497
E-5 + JIB 100 X-6	46,17	∞	2595	2550	1475	7830	26	6649
E-6 + JIB 100 X-3	45,48	∞	2595	2550	1475	7830	26	6566
E-6 + JIB 100 X-4	45,48	∞	2595	2550	1475	7830	26	6654
E-6 + JIB 100 X-6	45,48	∞	2595	2550	1475	7830	26	6806



EFFER 685

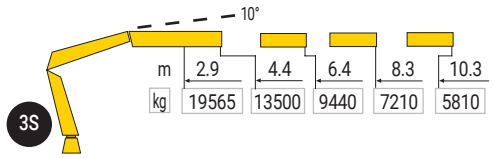

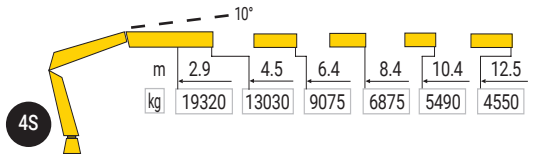

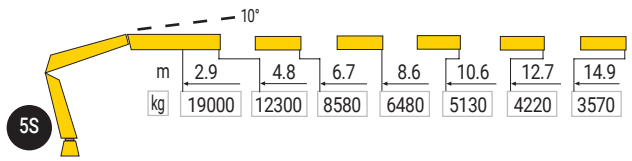

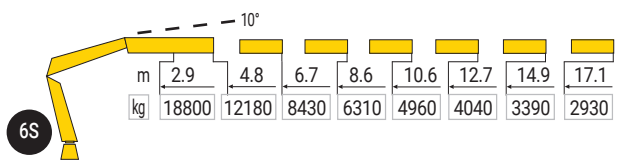

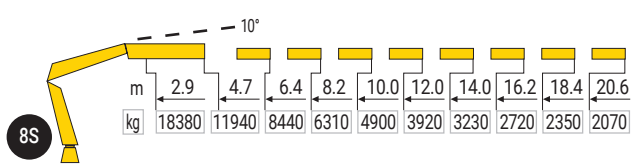

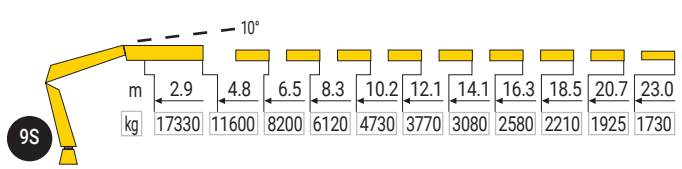

standard

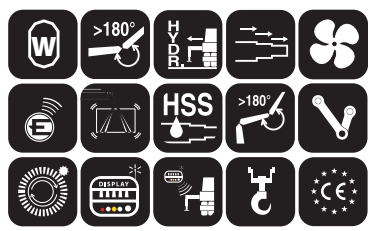

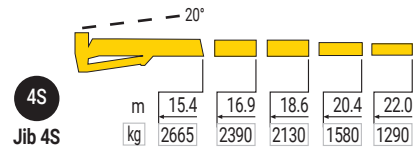

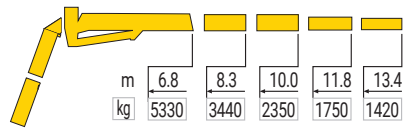

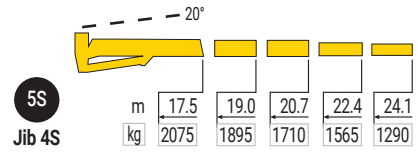

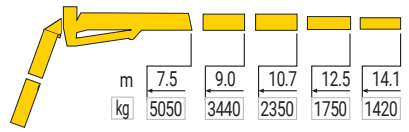

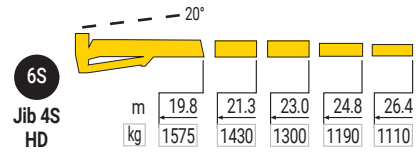

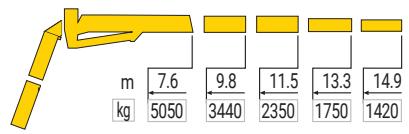

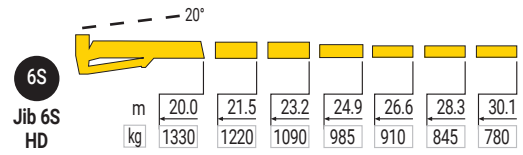

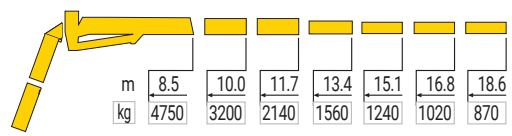

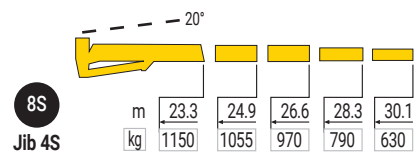

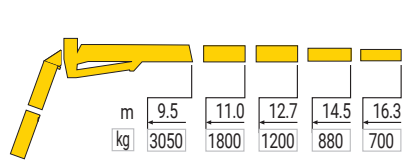

optional



MODEL	txm	(°)	mm	mm	mm	mm	t	kg
3S	60.21	∞	2465	2550	1480	8710	26	5635
4S	59.02	∞	2465	2550	1480	8710	26	5940
5S	58.37	∞	2465	2550	1480	8710	26	6215
6S	57.87	∞	2465	2550	1480	8710	26	6500
8S	56.36	∞	2465	2550	1580	8710	26	6980
9S	56.14	∞	2465	2550	1595	8710	26	7195
4S+JIB 4S	59.02	∞	2650	2550	1785	8710	26	6995
5S+JIB 4S	58.37	∞	2650	2550	1785	8710	26	7265
6S+JIB 4S HD	57.87	∞	2650	2550	1785	8710	26	7555
6S+JIB 6S HD	57.87	∞	2650	2550	1785	8710	26	7735
8S+JIB 4S	56.36	∞	2650	2550	1885	8710	26	7790



EFFER 685 H *

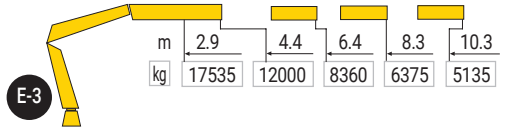

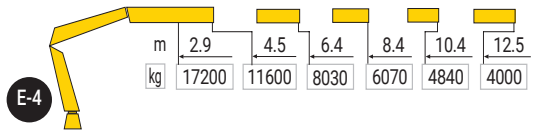

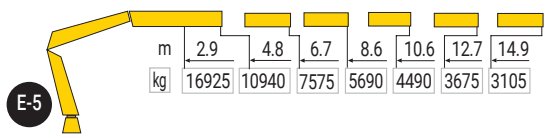

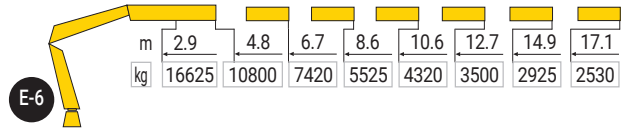

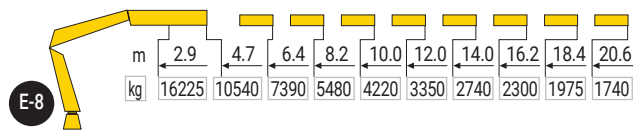

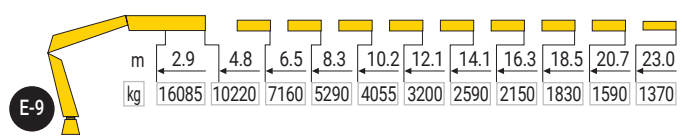

MODEL	txm	(°)	mm	mm	mm	mm	t	kg
E-3	53,52	∞	2465	2550	1480	8710	26	5635
E-4	52,61	∞	2465	2550	1480	8710	26	5940
E-5	51,91	∞	2465	2550	1480	8710	26	6215

* Not for the CE market

standard



optional



MODEL	txm	(°)	mm	mm	mm	mm	t	kg
E-6	51,32	∞	2465	2550	1480	8710	26	6500
E-8	49,75	∞	2465	2550	1580	8710	26	6980
E-9	49,42	∞	2465	2550	1595	8710	26	7195



EFFER 955



standard



optional



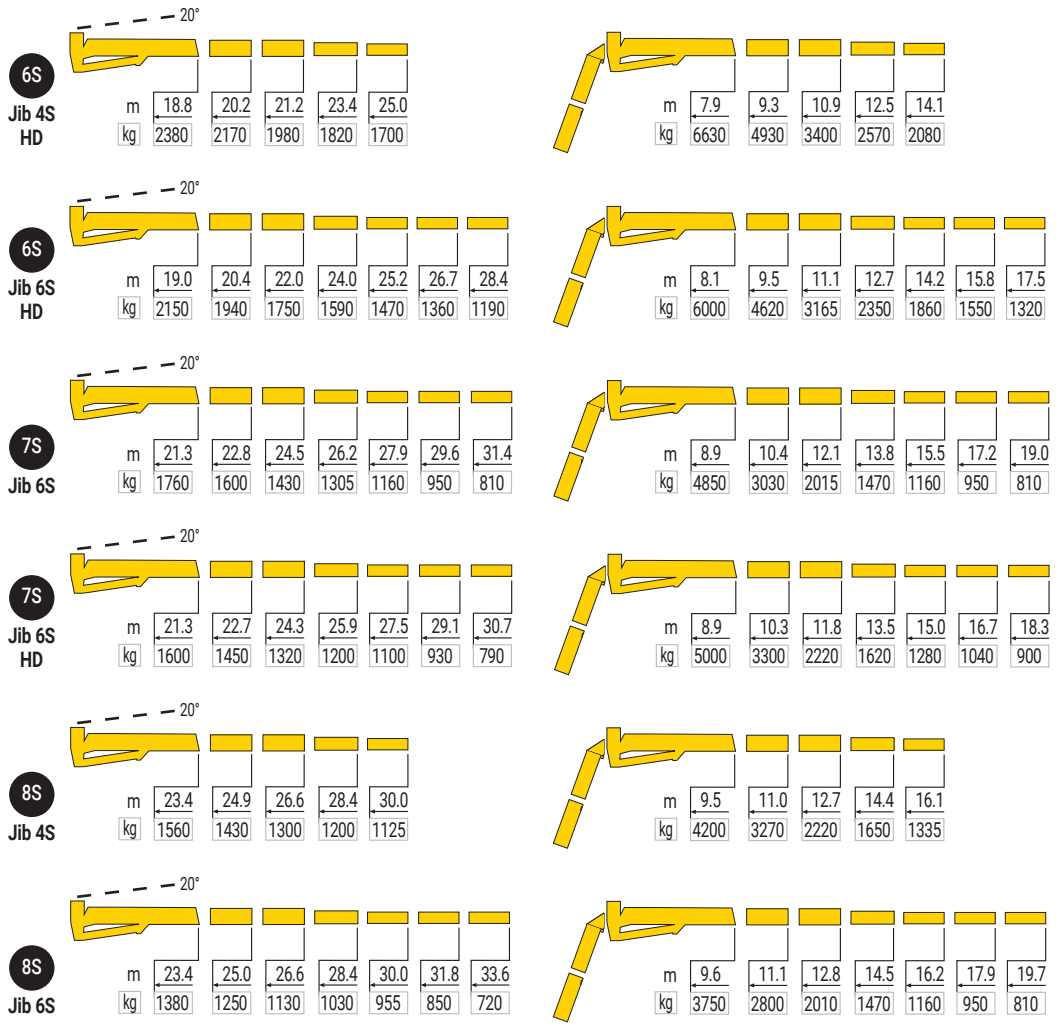

MODEL	txm	(°)	mm	mm	mm	mm	t	kg
4S	76.41	∞	2485	2550	1690	8710	26-32	7213
6S	74.88	∞	2485	2550	1770	8710	26-32	7825
7S	74.24	∞	2485	2550	1770	8710	26-32	8085
8S	73.72	∞	2485	2550	1770	8710	26-32	8374
9S	73.17	∞	2485	2550	1835	8710	26-32	8604
6S+JIB 4S HD	74.88	∞	2700	2550	2020	8710	26-32	9185
6S+JIB 6S HD	74.88	∞	2700	2550	2020	8710	26-32	9425
7S+JIB 6S	74.24	∞	2685	2550	2020	8710	26-32	9395
7S+JIB 6S HD	74.24	∞	2700	2550	2020	8710	26-32	9705
8S+JIB 4S	73.72	∞	2685	2550	2020	8710	26-32	9490
8S+JIB 6S	73.72	∞	2685	2550	2020	8710	26-32	9665



EFFER 975 H *

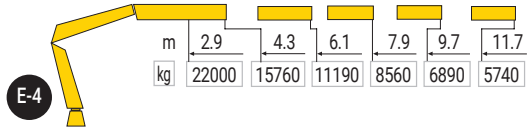

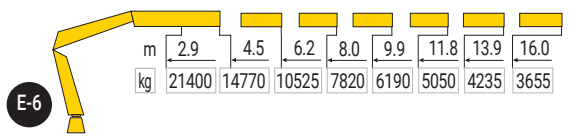

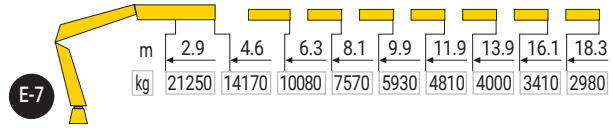

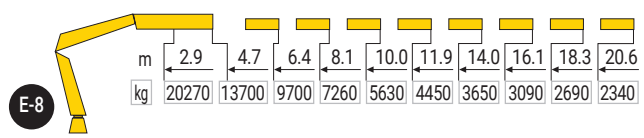

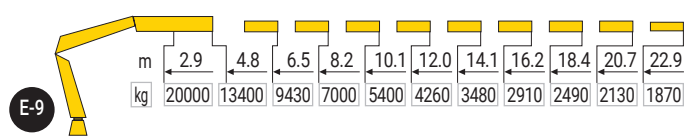

MODEL	txm	(°)	mm	mm	mm	mm	t	kg
E-4	67,44	∞	2485	2550	1690	8710	26-32	7213
E-6	66,22	∞	2485	2550	1770	8710	26-32	7825

* Not for the CE market

standard



optional



MODEL	txm	(°)	mm	mm	mm	mm	t	kg
E-7	65,59	∞	2485	2550	1770	8710	26-32	8085
E-8	64,25	∞	2485	2550	1770	8710	26-32	8374
E-9	63,28	∞	2485	2550	1835	8710	26-32	8604



EFFER iQ.1000 HP

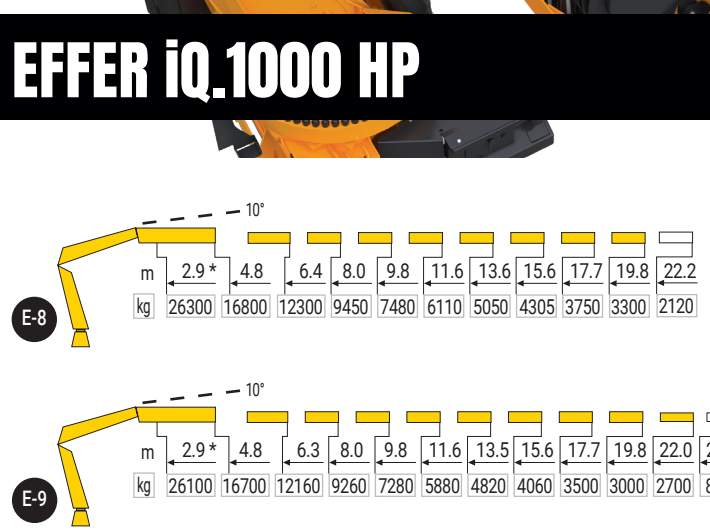

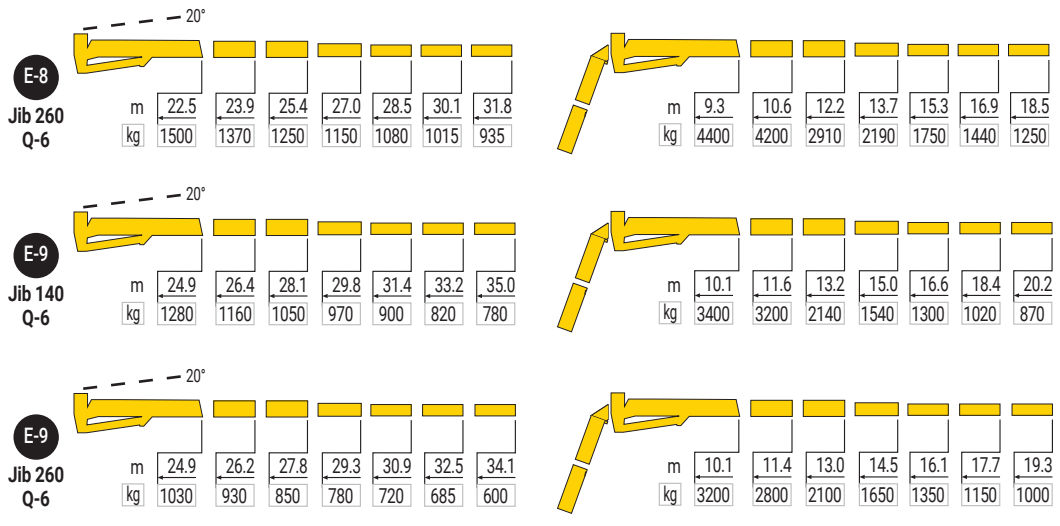

MODEL	txm	(°)	mm	mm	mm	mm	t	kg
E-8	80,64	∞	2518	2543	2022	8720	32	9305
E-9	80,16	∞	2518	2543	2022	8720	32	9560

standard



optional



MODEL	txm	(°)	mm	mm	mm	mm	t	kg
E-8+JIB 260 Q-6	80,64	∞	2725	2543	2206	8720	32	10947
E-9+JIB 140 Q-6	80,16	∞	2725	2543	2204	8720	32	11054
E-9+JIB 260 Q-6	80,16	∞	2725	2543	2206	8720	32	11265



EFFER iQ.1400 HP



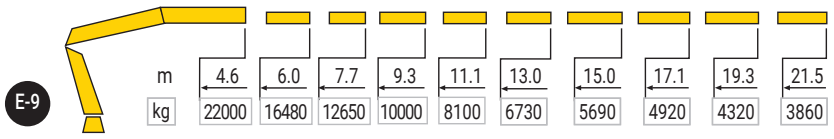

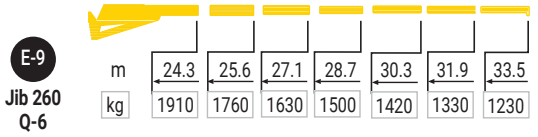

MODEL	txm	(°)	mm	mm	mm	mm	t	kg
E-9	102,60	∞	2711	2542	2507	10100	32	12300

standard



optional



MODEL	txm	(°)	mm	mm	mm	mm	t	kg
E-9 + JIB 260 Q-6	102,60	∞	2888	2542	2680	10100	32	14215



EFFER 1750 *

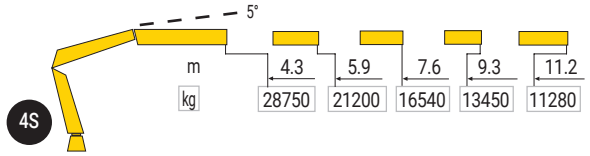

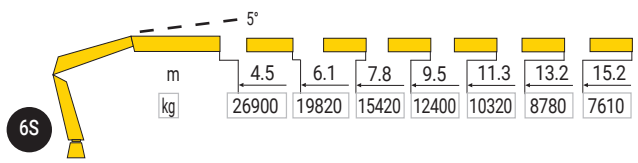

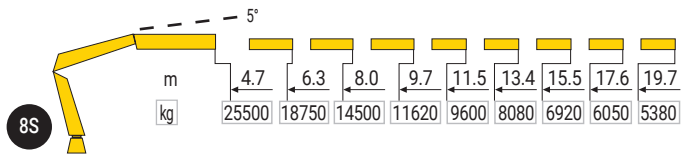

MODEL	txm	(°)	mm	mm	mm	mm	t	kg
4S	125,80	∞	2650	2550	2600	10100	32	12605
6S	121,20	∞	2650	2550	2600	10100	32	13405
8S	120,10	∞	2650	2550	2600	10100	32	14080

* Not for the CE market

standard



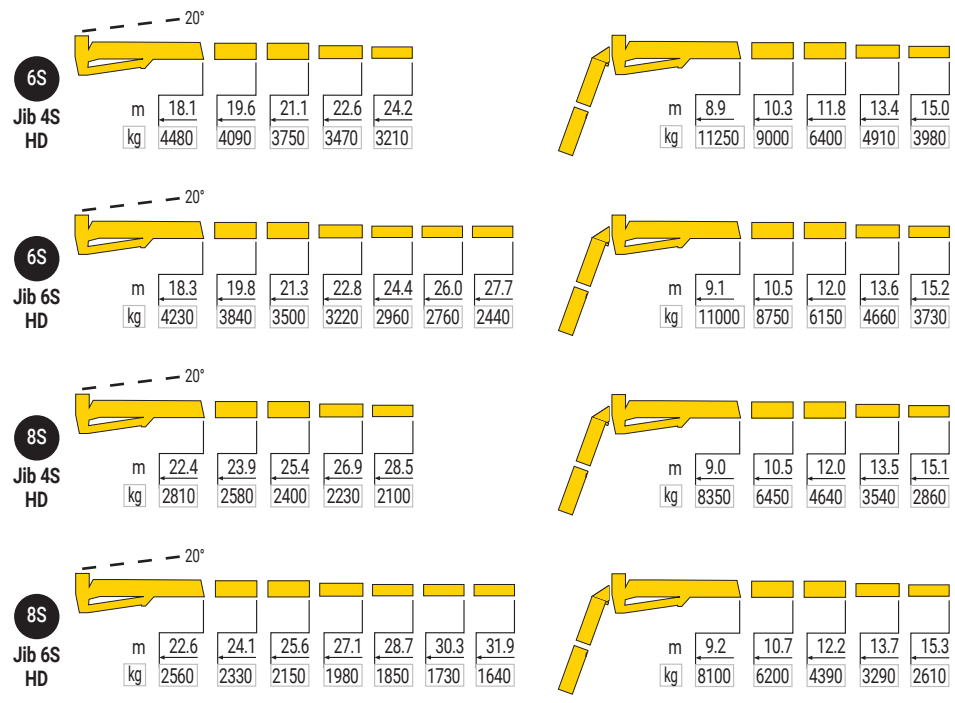

optional



MODEL	txm	(°)	mm	mm	mm	mm	t	kg
6S+JIB 4S HD	121,20	∞	2900	2550	2825	10100	32	15365
6S+JIB 6S HD	121,20	∞	2900	2550	2825	10100	32	15655
8S+JIB 4S HD	121,20	∞	2900	2550	2825	10100	32	15900
8S+JIB 6S HD	120,10	∞	2900	2550	2825	10100	32	16185



EFFER 1750 L *

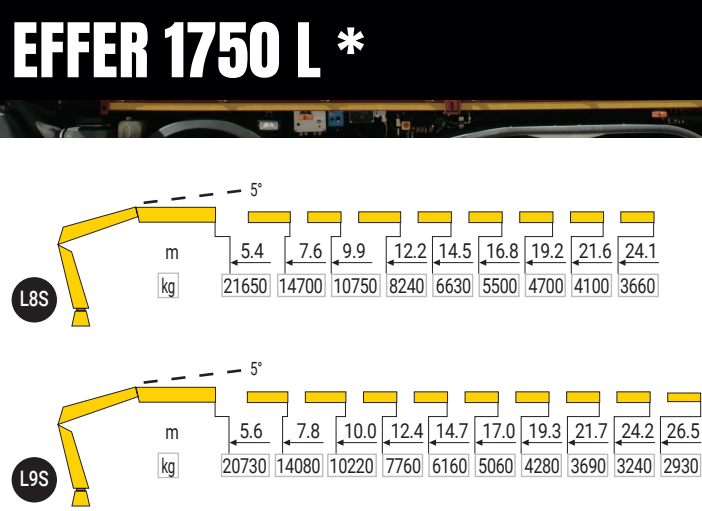

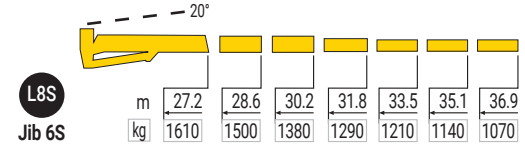

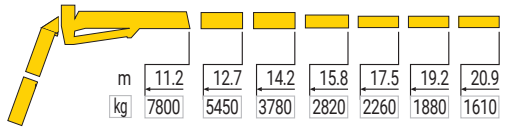

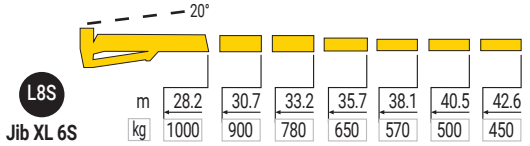

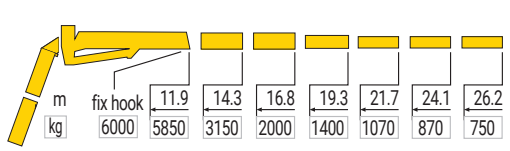

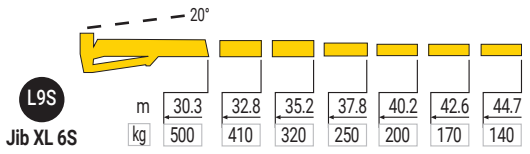

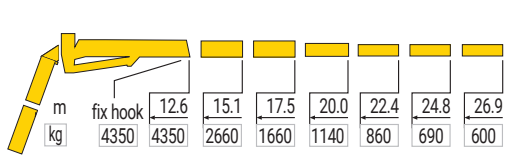

MODEL	txm	(°)	mm	mm	mm	mm	t	kg
L8S	117,15	∞	2785	2550	4115	10100	32	14800
L9S	115,26	∞	2875	2550	4115	10100	32	15295

* Not for the CE market

standard



optional



MODEL	txm	(°)	mm	mm	mm	mm	t	kg
L8S+JIB 6S	117,15	∞	2875	2550	4115	10100	32	16595
L8S+JIB XL6S	117,15	∞	2875	2550	4115	10100	32	17010
L9S+JIB XL6S	115,26	∞	2875	2550	4115	10100	32	17525



EFFER 1855

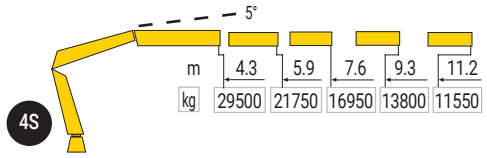

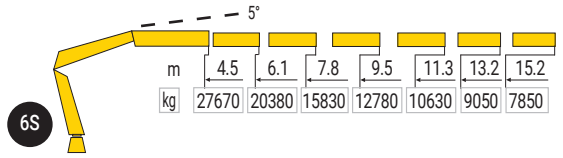

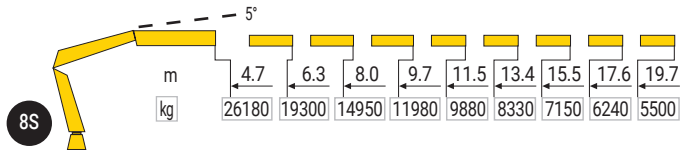

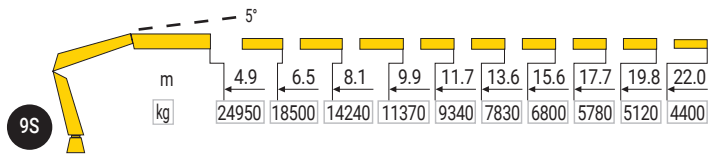

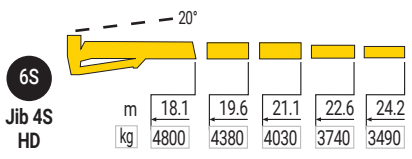

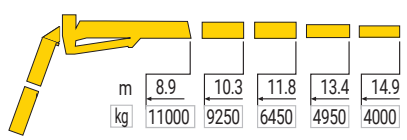

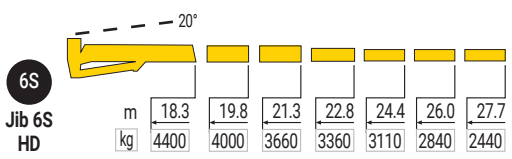

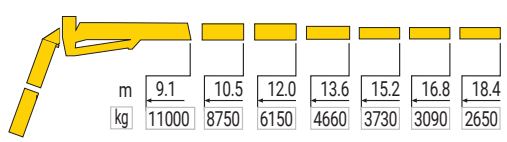

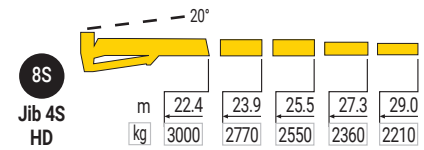

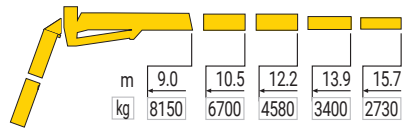

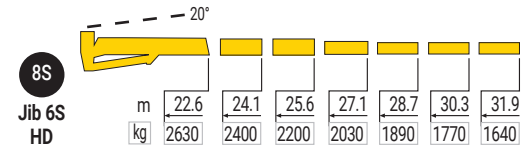

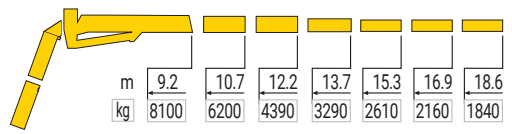

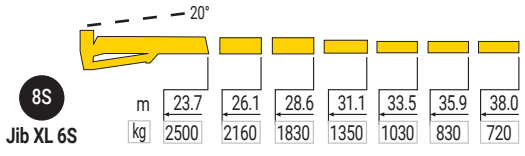

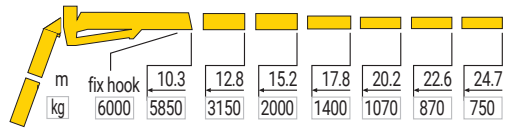



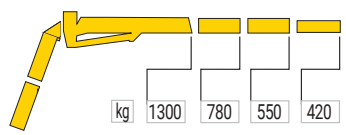

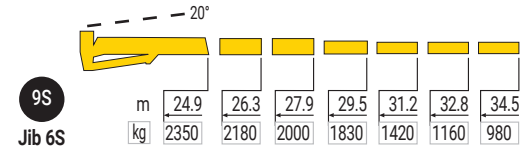

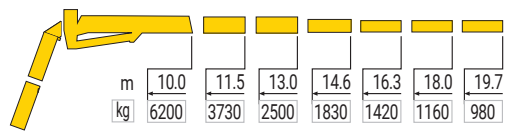

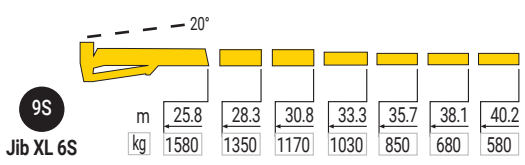

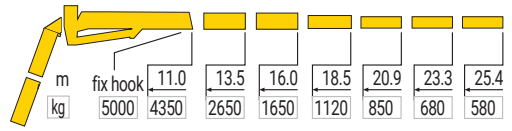

standard



optional



MODEL	txm	(°)	mm	mm	mm	mm	t	kg
4S	129,23	∞	2650	2550	2600	10100	32	12605
6S	124,66	∞	2650	2550	2600	10100	32	13405
8S	123,31	∞	2650	2550	2600	10100	32	14080
9S	121,36	∞	2650	2550	2700	10100	32	14575
6S+JIB 4S HD	124,66	∞	2900	2550	2825	10100	32	15365
6S+JIB 6S HD	124,66	∞	2900	2550	2825	10100	32	15655
8S+JIB 4S HD	123,31	∞	2900	2550	2825	10100	32	15900
8S+JIB 6S HD	123,31	∞	2900	2550	2825	10100	32	16185
8S+JIB XL6S	123,31	∞	2900	-	6880 *	10100	32	16255
8S+JIB 6S HD+JIB 3S	123,31	∞	-	-	*	10100	32	16635
9S+JIB 6S	121,36	∞	2900	2570	2825	10100	32	16340
9S+JIB XL6S	121,36	∞	2950	-	6880 *	10100	32	16755

* not foldable / non ripiegabile



EFFER 1855 L

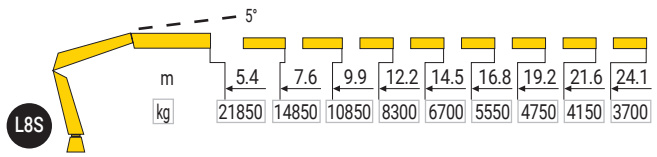

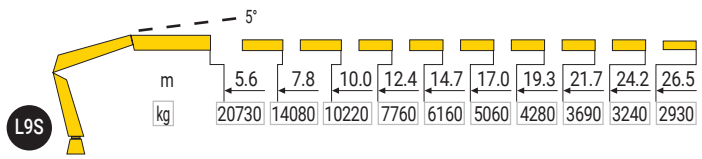

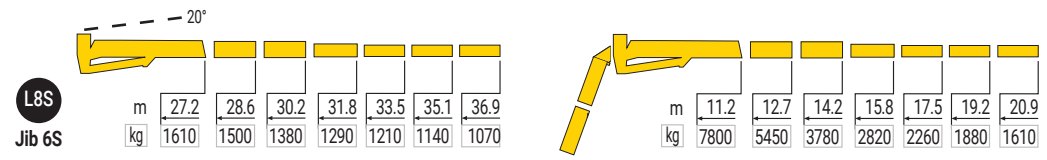

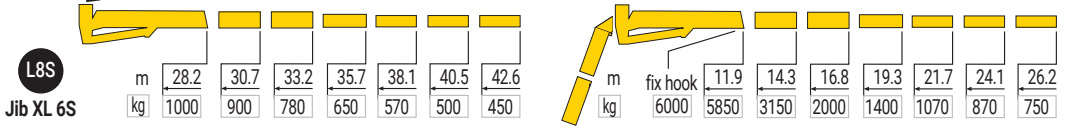

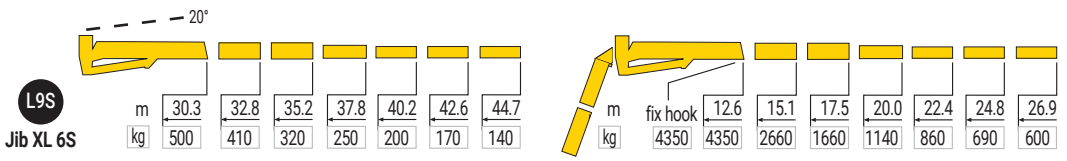

MODEL	txm	(°)	mm	mm	mm	mm	t	kg
L8S	117,15	∞	2785	2550	4115	10100	32	14800
L9S	115,26	∞	2875	2550	4115	10100	32	15295

standard



optional



MODEL	txm	(°)	mm	mm	mm	mm	t	kg
L8S+JIB 6S	117,15	∞	2875	2550	4115	10100	32	16595
L8S+JIB XL6S	117,15	∞	2875	2550	4115	10100	32	17010
L9S+JIB XL6S	115,26	∞	2875	2550	4115	10100	32	17525



EFFER 2055

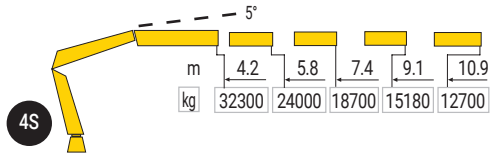

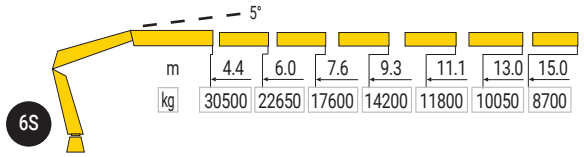

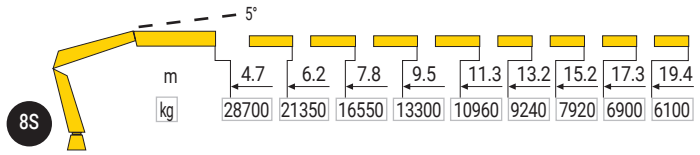

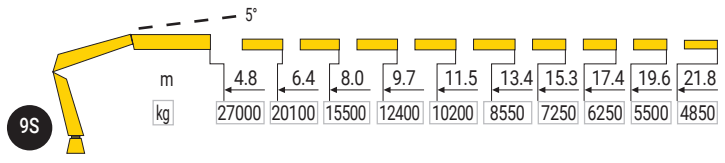

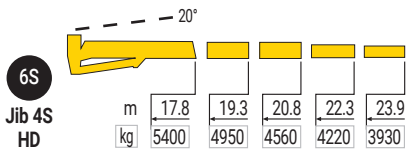

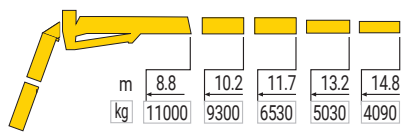

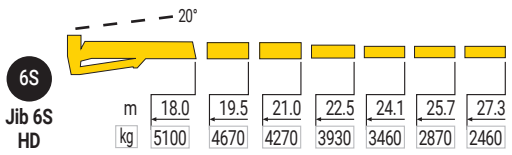

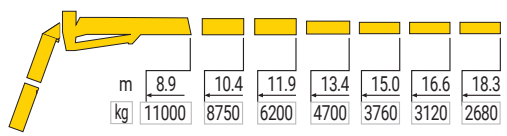

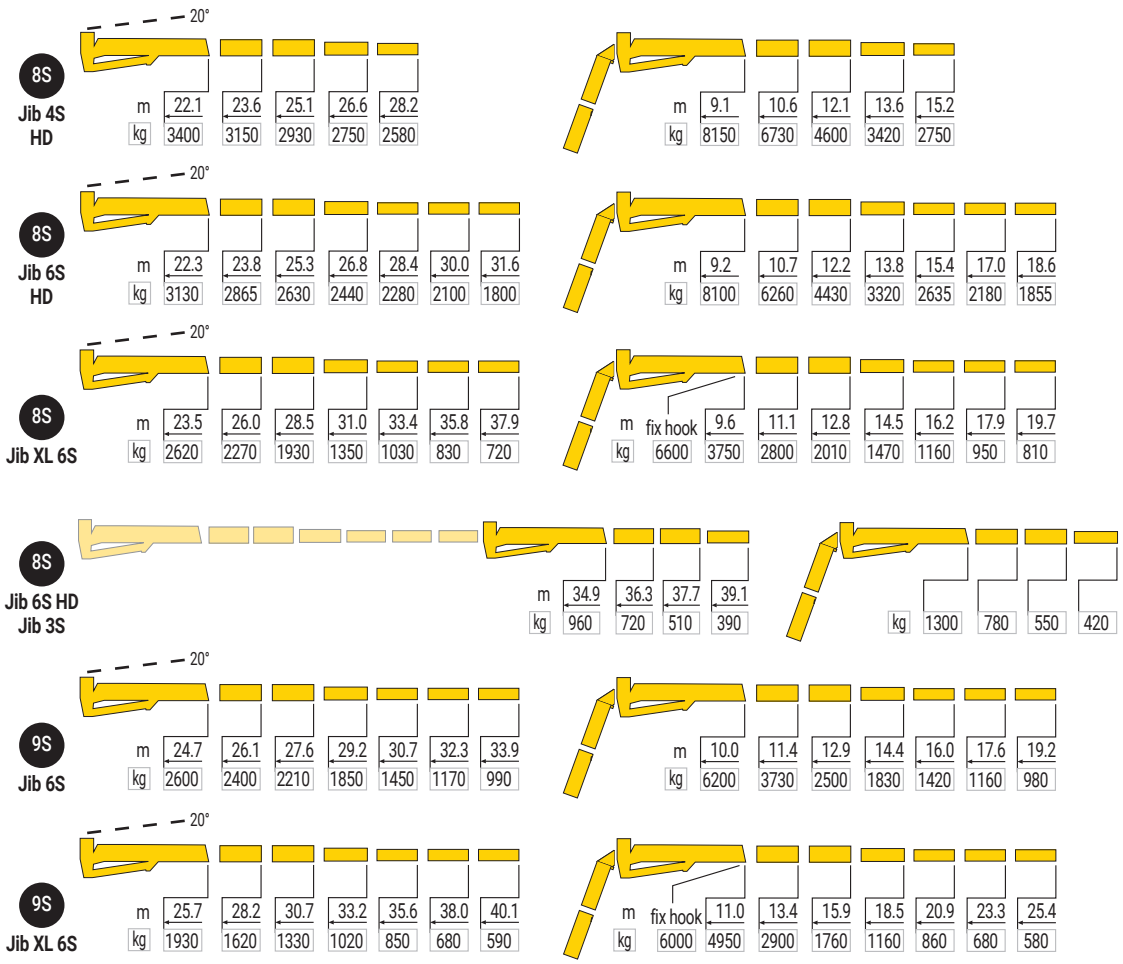

standard



optional



MODEL	txm	(°)	mm	mm	mm	mm	t	kg
4S	138,48	∞	2700	2550	2870	10100	32	12875
6S	135,40	∞	2700	2550	2870	10100	32	13675
8S	133,86	∞	2700	2550	2870	10100	32	14435
9S	130,28	∞	2700	2550	2870	10100	32	14970
6S+JIB 4S HD	135,40	∞	2870	2550	2990	10100	32	15635
6S+JIB 6S HD	135,40	∞	2870	2550	2990	10100	32	15925
8S+JIB 4S HD	133,86	∞	2870	2550	2990	10100	32	16250
8S+JIB 6S HD	133,86	∞	2870	2550	2990	10100	32	16540
8S+JIB XL 6S	133,86	∞	2870	2550	*	10100	32	16610
8S+JIB 6S HD+JIB 3S	133,86	∞	-	-	*	10100	32	16990
9S+JIB 6S	130,28	∞	2865	2570	3030	10100	32	16735
9S+JIB XL 6S	130,28	∞	2950	2550	6880 *	10100	32	17155

* not foldable / non ripiegabile



EFFER iQ.2255 HP

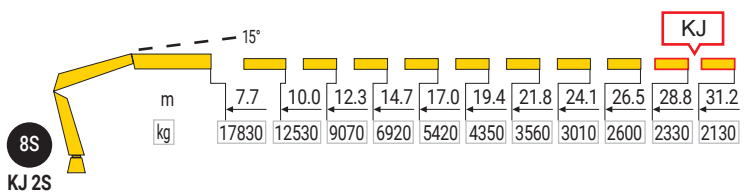

MODEL	txm	(°)	t
8S	141	∞	40
8S + KJ 2S	141	∞	40

standard



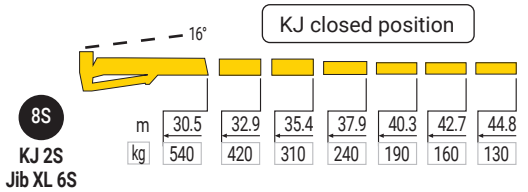

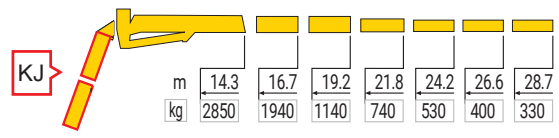

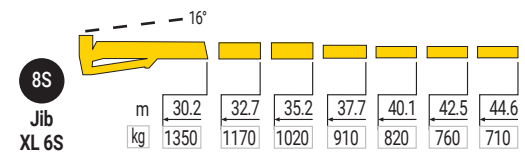

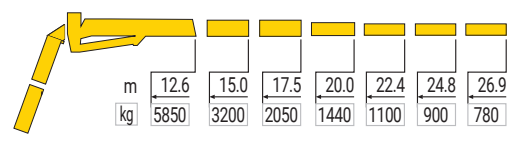



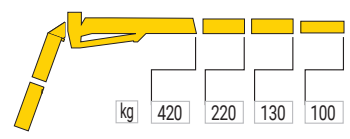

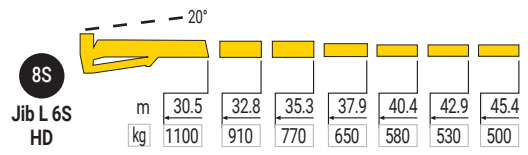

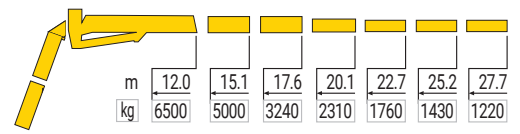



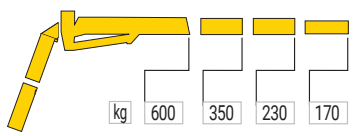

optional



MODEL	txm	(°)	t
8S + XL 6S	141	∞	40
8S + KJ 2S + XL 6S	141	∞	40
8S + XL 6S + 3S	141	∞	40
8S + L 6S HD	141	∞	40
8S + L 6S HD + 3S	141	∞	40



EFFER iQ.2655 HP

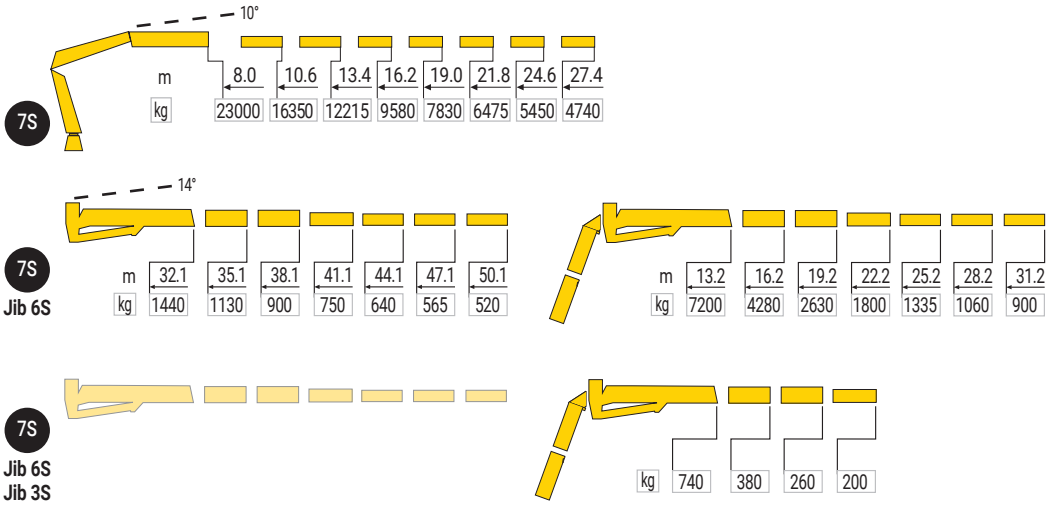

MODEL	txm	(°)	t
7S	183,08	∞	50
7S + JIB 6S	183,08	∞	50
7S + JIB 6S + JIB 3S	183,08	∞	50

standard

optional

EN - All data provided is accurate to the best of our knowledge at the time of publication. Product information, specifications, and details are subject to change. Final and valid details will be confirmed during the official ordering process.

Selected models may be available only in certain markets - please contact your local Hiab dealer for more information.

IT - Tutti i dati forniti sono accurati al meglio delle nostre conoscenze al momento della pubblicazione. Le informazioni sui prodotti, le specifiche e i dettagli sono soggetti a modifiche. I dettagli definitivi e validi saranno confermati durante il processo di ordinazione ufficiale.

Alcuni modelli potrebbero essere disponibili solo in determinati mercati: per ulteriori informazioni, contattare il concessionario Hiab locale.

FR - Toutes les données fournies sont exactes à notre connaissance au moment de la publication. Les informations sur les produits, les spécifications et les détails sont susceptibles d'être modifiés. Les détails définitifs et valides seront confirmés lors du processus de commande officiel.

Certains modèles peuvent n'être disponibles que sur certains marchés : pour plus d'informations, veuillez contacter votre concessionnaire Hiab local.

ES - Todos los datos proporcionados son exactos según nuestro leal saber y entender en el momento de la publicación. La información sobre los productos, las especificaciones y los detalles están sujetos a cambios. Los detalles definitivos y válidos se confirmarán durante el proceso de pedido oficial.

Algunos modelos pueden estar disponibles solo en determinados mercados: para obtener más información, póngase en contacto con su distribuidor local de Hiab.

SE - Alla uppgifter är korrekta vid tidpunkten för publiceringen. Produktinformation, specifikationer och detaljer kan komma att ändras. Slutgiltiga och giltiga detaljer bekräftas under den officiella beställningsprocessen.

Vissa modeller kan endast finnas tillgängliga på vissa marknader – kontakta din lokala Hiab-återförsäljare för mer information.

DE - Alle angegebenen Daten entsprechen nach unserem besten Wissen zum Zeitpunkt der Veröffentlichung der Wahrheit. Produktinformationen, Spezifikationen und Details können sich ändern. Die endgültigen und gültigen Details werden während des offiziellen Bestellvorgangs bestätigt. Ausgewählte Modelle sind möglicherweise nur in bestimmten Märkten erhältlich – weitere Informationen erhalten Sie bei Ihrem Hiab-Händler vor Ort.



BUILT TO PERFORM

Hiab (Nasdaq Helsinki: HIAB) is a leading provider of smart and sustainable on road load-handling solutions, committed to delivering the best customer experience every day with the most engaged people and partners. Hiab's premium equipment includes HIAB, EFFER and ARGOS loader cranes, MOFFETT and PRINCETON truck mounted forklifts, LOGLIFT forestry cranes, JONSERED recycling cranes, MULTILIFT skiploaders and hooklifts, GALFAB roll-off cable hoists, ZEPRO, DEL and WALTCO tail lifts, and the service brand HIPERFORM, a comprehensive suite of smart solutions that help maximise the life-cycle value of Hiab's equipment.

hiab.com

HIAB